



Isigo LED

Isigo LED features minimalist design and state-of-the-art lighting technology and provides first class lighting in the darkest of spaces. Its flat, sleek form lends it a strikingly modern appearance and the colour temperatures 3000 K or 4000 K can be set directly on the luminaire. The even spread of light across the diffuser ensures high quality of light. Whether square or

circular in shape – Isigo LED can be mounted quickly and easily and is also available equipped with a light/motion sensor and/or an emergency lighting module. The IP54-rated luminaire is especially suitable for application in hallways, corridors or cellars.

FEATURES

Minimalist flat design
Even spread of light across the diffuser
Light/movement sensor
Colour temperature 3000 K or 4000 K can be set directly on the luminaire
IP54 protection rating

SPECIFICATIONS

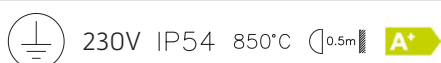
Round or square
Opal diffuser in synthetic material
Operating unit integrated
Available with emergency unit
ON/OFF or DALI
3 sizes and 3 degrees of luminous flux available
For surface-mounting on ceilings and walls
Option: Remote control for a comfortable setup and operation of the luminaire

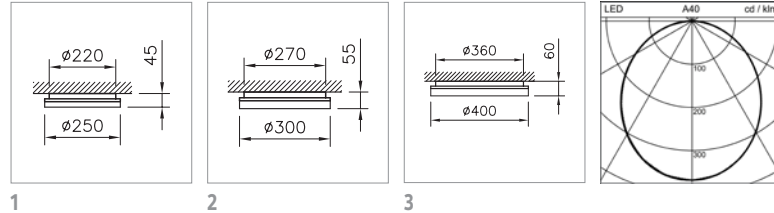
TECHNICAL DATA

System power	15 W, 25 W
Luminous flux of luminaire	1500 lm, 2500 lm
Colour temperature	4000 K
Colour Rendering Index (CRI)	Ra ≤ 85
Maintained luminous flux	L80 50'000 h
Protection class	I
Ingress Protection	IP54
Photobiological safety	risk group 0, no risk

APPLICATION AREAS

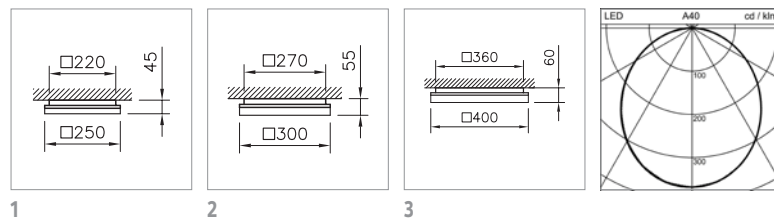
Retail & Hospitality: storage rooms, corridors, lockers, garages
Office & Education: corridors, basements, staircases, wet rooms





CEILING AND WALL MOUNTED LUMINAIRE ISIGO LED
ROUND

Diameter	System power	Luminous flux of luminaire	Light control	Emergency unit	Switch – Control	Ref. n°
250 mm	15 W	1500 lm	ON/OFF			1 2002.3823
250 mm	15 W	1500 lm	ON/OFF		with HF-based motion detector	1 2002.3825
250 mm	15 W	1500 lm	DALI			1 2002.3824
300 mm	25 W	2500 lm	ON/OFF			2 2002.3826
300 mm	25 W	2500 lm	ON/OFF		with HF-based motion detector	2 2002.3828
300 mm	25 W	2500 lm	ON/OFF	with emergency unit		2 2002.3829
300 mm	25 W	2500 lm	DALI			2 2002.3827
400 mm	35 W	3500 lm	ON/OFF			3 2002.3830
400 mm	35 W	3500 lm	ON/OFF		with HF-based motion detector	3 2002.3832
400 mm	35 W	3500 lm	ON/OFF	with emergency unit		3 2002.3833
400 mm	35 W	3500 lm	DALI			3 2002.3831



CEILING AND WALL MOUNTED LUMINAIRE ISIGO LED
SQUARE

Diameter	System power	Luminous flux of luminaire	Light control	Emergency unit	Switch – Control	Ref. n°
250 mm x 250 mm	15 W	1500 lm	ON/OFF			1 2002.3834
250 mm x 250 mm	15 W	1500 lm	ON/OFF		with HF-based motion detector	1 2002.3836
250 mm x 250 mm	15 W	1500 lm	DALI			1 2002.3835
300 mm x 300 mm	25 W	2500 lm	ON/OFF			2 2002.3837
300 mm x 300 mm	25 W	2500 lm	ON/OFF		with HF-based motion detector	2 2002.3839
300 mm x 300 mm	25 W	2500 lm	ON/OFF	with emergency unit		2 2002.3840
300 mm x 300 mm	25 W	2500 lm	DALI			2 2002.3838
400 mm x 400 mm	35 W	3500 lm	ON/OFF			3 2002.3841
400 mm x 400 mm	35 W	3500 lm	ON/OFF		with HF-based motion detector	3 2002.3843
400 mm x 400 mm	35 W	3500 lm	DALI			3 2002.3842



REMOTE CONTROL ISIGO LED

Notes	Ref. n°
	2002.6229