



# HIGH PERFORMANCE SEATING



HermanMiller



# NEVER SITTING STILL

Sitting is always the means to an end. It's what you do when you need to launch a new idea, solve a problem, or share a story. Does your chair move like you move? Does it conform to your shape? Does it enable your best posture? If it's a Herman Miller high-performance chair, it does.

We design chairs to perfectly support the people who sit in them, so you can focus on all the things you do – for yourself or for your organisation.

Working with three generations of the world's best designers, we've learned what a chair needs to deliver for the people using it. With each new chair, we've grown our understanding of how a chair should perform, resulting in designs that give you better balance, better support, and even better posture – for everyone. At Herman Miller we're never sitting still – because neither are you.

# 70+ YEARS OF SEATING INNOVATION

Our performance seating collection is shaped by a range of research, science, design and ergonomic experts.

**EAMES ALUMINUM GROUP CHAIR**  
Charles and Ray Eames design their Aluminum Group Chairs using a one-piece seat and back suspension.



1954

**EQUA CHAIR**  
Bill Stumpf teams with Don Chadwick to create the Equa Chair, receiving Time magazine's "Best of the Decade" design citation.



1984

**MIRRA CHAIR**  
Studio 7.5 developed Mirra as a chair which could react to what people did. It was designed to be simple, versatile, highly ergonomic and environmentally responsible.



2003

1946



1976



1994



2005



**EAMES MOLDED PLYWOOD CHAIR**  
Charles and Ray Eames experiment with moulding plywood, developing a family of chairs with panels sculpted to fit the contours of the human body.

**ERGON CHAIR**  
Bill Stumpf conducted extensive research into ways people sit – and the ways they should sit. He applied his research to office seating, resulting in the Ergon Chair.

**AERON CHAIR**  
The Aeron Chair, designed by Bill Stumpf and Don Chadwick, demonstrated a pioneering step in ergonomics and material innovation which changed the perception of what an office chair could be.

**CELLE CHAIR**  
Designer Jerome Caruso's Celle Chair is launched, redefining Herman Miller's approach to zoned back support through its innovative Cellular Suspension system.



#### EMBODY CHAIR

Bill Stumpf and Jeff Weber worked to bring the physical harmony to the relationship people have with their technology, through the Embody Chair.



2008

#### SAYL CHAIR

Through complex engineering and a dematerialised design, Yves Béhar's Sayl Chair sets a new benchmark for performance in its class.



2010

#### AERON CHAIR

Remastered by Don Chadwick to meet the needs of today's work, the updated Aeron Chair is based on the latest research on the science of sitting, and advancements in materials, manufacturing and technology.



2016

#### LINO CHAIR

The Lino Chair, designed by Sam Hecht and Kim Colin, brings scientifically-backed comfort to your workplace. Everyone should be able to enjoy good design and comfort whilst they work, and Lino helps makes that possibility a reality.



2020

2009



#### SETU CHAIR

Studio 7.5 use material innovation for the Kinematic Spine and Lyrus elastomer material to create the unique flex and strength of the Setu Chair.

2014



#### MIRRA 2 CHAIR

After 10 years and millions of chairs sold, the designers of Studio 7.5 work with Herman Miller to rethink every part of their successful Mirra Chair.

2018



#### COSM CHAIR

Designed by Studio 7.5 Cosm's sophisticated ergonomic design instantly responds to your body movement and posture to provide natural balance and total support – and wins multiple design awards too.

2021



#### VERUS CHAIR

Offering the fundamentals of a Herman Miller High-performance chair at a new price reference point, Verus makes empowering comfort available to more people.







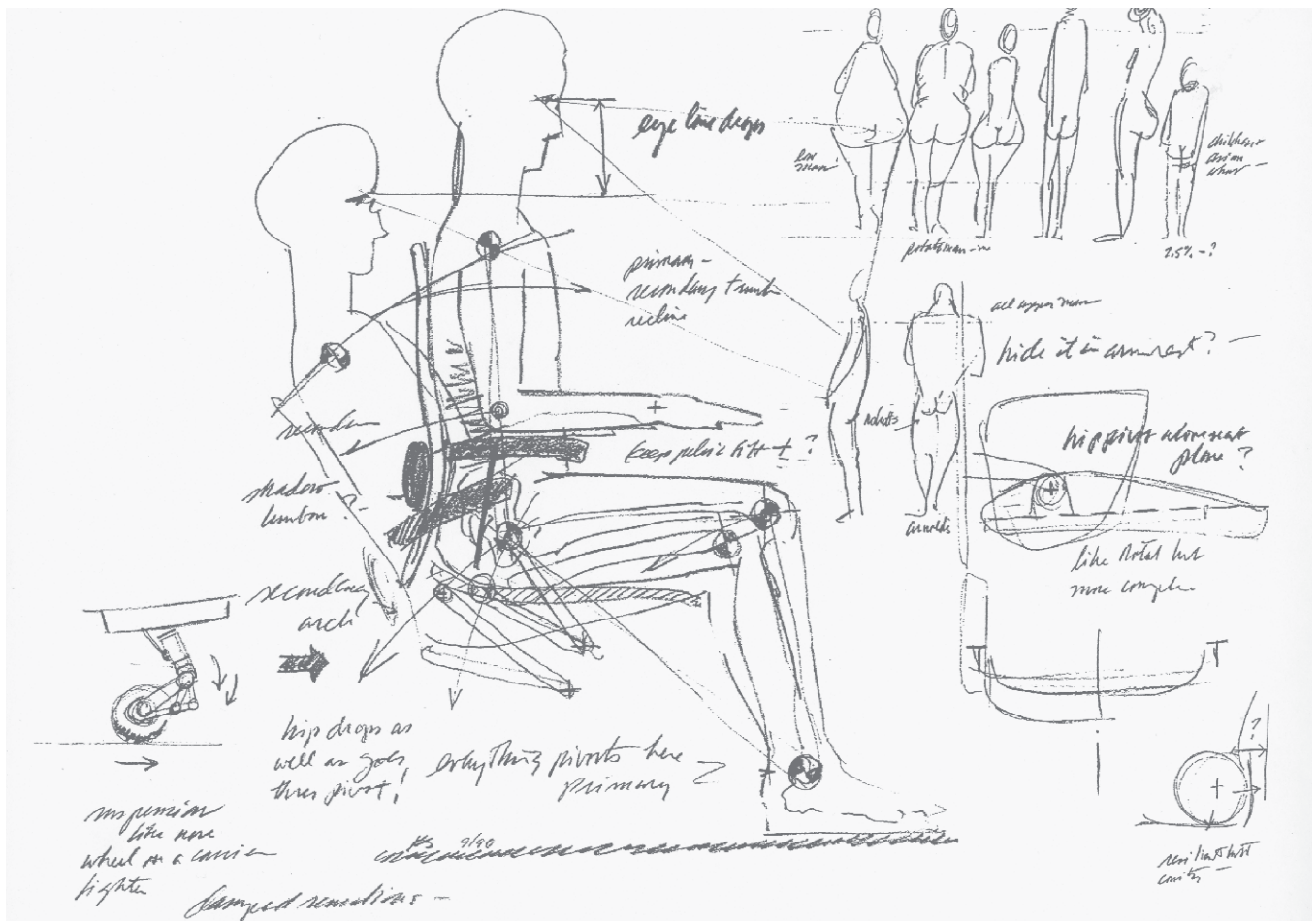


Our love affair with chairs and seating started back in 1946 when Charles and Ray Eames began their long and legendary relationship with Herman Miller. In the early 1940s the Eameses had experimented with wood-moulding techniques which lead to plywood splints and stretchers, moulded under heat and pressure, being used in World War II. Once the war was over, Charles and Ray put their new-found knowledge into designing a chair which used moulded plywood panels for the seat and back. These panels were sculpted to fit the contours of the human body.


This recognition that a chair should support the sitter has kept us busy every day since. It's a baton which Bill Stumpf picked up and ran with when he developed Ergon – which changed the world of office seating (Aeron was a gamechanger all over again twenty years later). For Stumpf comfort was the cornerstone of his approach to design, and he spent ten years researching how people sit when they work as well as consulting with orthopaedic surgeons and cardiovascular specialists to understand the effects of chairs and the seated posture on the body.

ABOVE  
Charles and Ray Eames turned their curiosity and boundless enthusiasm into creations that established them as a truly great husband-and-wife design team.





ABOVE  
A sketch by designer Bill Stumpf, illustrating Aeron's revolutionary tilt mechanism, caster specifications, and various body types.



ABOVE  
Sayl's Y frame with flexible elastomer suspension material that stretches to offer support and movement for the sitter.



RIGHT  
Development of Cosm's Intercept suspension which eliminates the gap between the seat and back.





The criteria Stumpf listed (numbering 22 items in total) have directly or indirectly informed every chair we've made since. This rigorous, technical, research-based approach to chair design became standard practice at Herman Miller, and without it we wouldn't have been able to develop the chairs that came later.

That's not say that our designers haven't had a lot of fun while developing our chairs. Don Chadwick, still designing after 46 years, will admit that plenty of things have changed over the years. He's more attuned to designing digitally, sketching on a screen rather than paper. But there's one thing that hasn't changed: his curiosity. He continues to challenge and question the way designers and manufacturers use materials to improve the way people live and work, through design.

Chadwick's curiosity coupled with Stumpf's research came together to create the best known (and best-selling) office chair of all time – Aeron. Designed with the aim of being a chair people would want to sit on, Aeron had a completely revolutionary design including a new material, Pellicle, which supported the body in a completely different way to the foam-based chairs that had gone before. It's difficult to really capture the impact this chair had on the working world. But you only need to look forward to chairs such as Mirra 2 and Cosm designed by Studio 7.5 to see Aeron's legacy. Here the curiosity of Don Chadwick and understanding of the human form from the Eameses come together to create chairs which move with the sitter and support them as they move. In many ways, every chair we make contains something of the chairs that went before it, right back to the original moulded plywood chairs which hugged the human form.

ABOVE  
Stumpf and Chadwick had a long creative partnership. They took their work seriously but not themselves. Here, they're pictured goofing around while working on Equa®.









# OUR PERFORMANCE DNA

While each of our chairs is uniquely suited to different tasks, all of our high-performance work chairs empower the body, so people stay comfortable as they think, create and share ideas. Our chairs achieve this through three strands of DNA.




## NATURAL BALANCED MOVEMENT

As people change positions, our chairs move with them, keeping them in balance without stressing any parts of their bodies in the process. This natural balanced movement – the chair moving in tandem with the human body – is made possible by kinematic technologies all designed around the body's natural pivot points. Herman Miller's high-performance work chairs make sitting a more natural part of how people work, regardless of their shape or size.



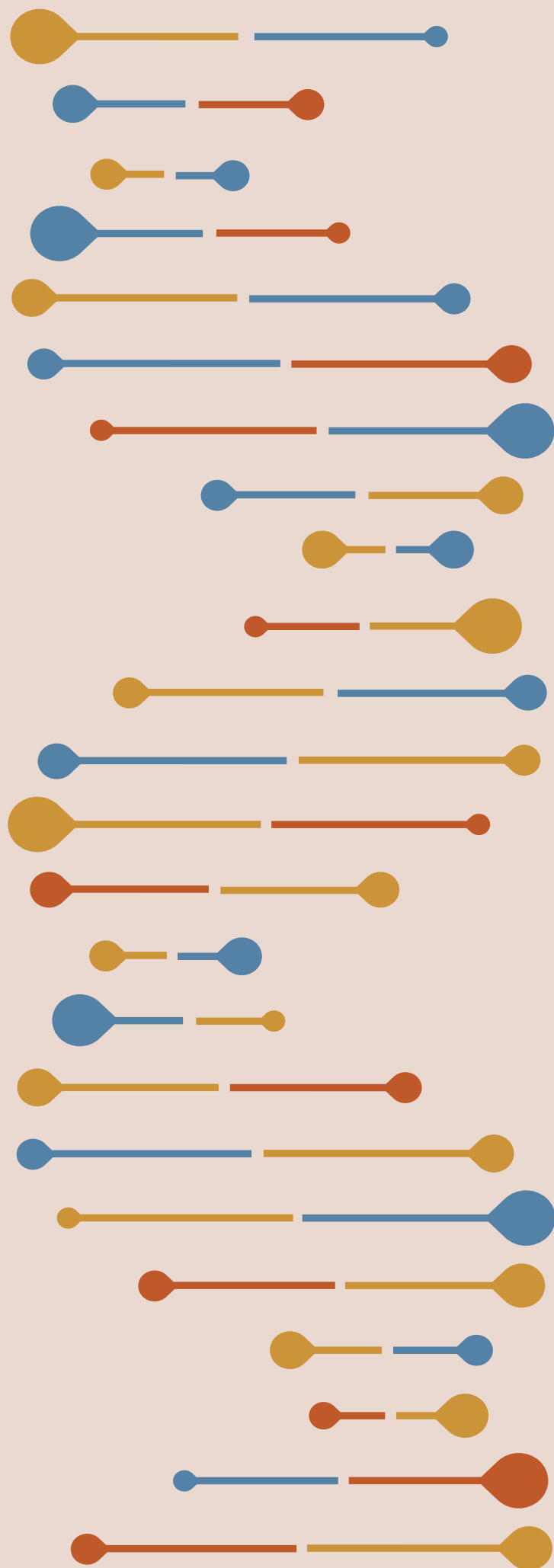
## TOTAL SPINAL SUPPORT

When your body is properly supported as you sit, you have the strength you need to stay comfortable and injury free as you work. Thanks to precise geometry and compliance of the seat and backrest, our high-performance work chairs immediately put you in a healthful posture. The moment you sit, your spine is engaged at its lowest point – the sacrum. This sets the proper curvature, reinforces your pelvis, and anchors all the body's major muscle groups. A calibrated system of support throughout the chairs accommodates all regions of the spine, maintaining its natural curves through a full range of motion. And, whether you're sitting upright or in deep recline, our chairs maintain contact with your back, providing you unwavering strength and support while you sit.



## DYNAMIC FIT

Even when you're highly focused and hard at work, you're never truly sitting still. Herman Miller's high-performance work chairs are designed to support you through all your twists and turns, no matter the shape or size of your body. Featuring strong, flexible materials that conform to your body, our chairs help distribute pressure where you need it (and not where you don't), ensuring unrestricted circulation. Breathable, porous textiles allow heat and moisture to dissipate, providing users with essential thermal comfort.







# COMFORT THROUGH PERFORMANCE

Whether it's in the office or at home, people spend many hours sitting at their desk. To maintain comfort when they work (wherever that might be), we offer a variety of high-performance work chairs finely tuned to a user's activities and needs.



**Embody® Chair**  
Designed by Bill Stumpf and Jeff Weber













**Aeron® Chair**  
Designed by Bill Stumpf and Don Chadwick  
Remastered by Don Chadwick





**Cosm™ Chair**  
Designed by Studio 7.5











**Mirra 2™ Chair**  
Designed by Studio 7.5



**Celle® Chair**  
Designed by Jerome Caruso









**Sayl® Chair**  
Designed by Yves Béhar













**Lino™ Chair**  
Designed by Sam Hecht and Kim Colin



**Verus Chair**










# OUR CHAIRS

By understanding people's unique activities and needs, it's easy to choose a chair with the right level of comfort for work.

Each chair can be tailored to suit an individual or an organisation, from differing levels of adjustment and ergonomic features to varied materials and finishes. Choose classic graphite and polished metal for an executive look, or use vibrant and lighter colours for a more contemporary aesthetic.



## EMBODY CHAIR

Bill Stumpf and Jeff Weber

Embody began with the recognition of a previously unsolved problem: the lack of physical harmony between people and their technology. Spending too much time sitting in front of our laptops or staring at our tablets, moving nothing but our fingers, can make us stiff and tired because our bodies are made to move. Bill Stumpf and Jeff Weber set out to solve this problem.

### Performance

You feel Embody's Pixelated Support the moment you sit down – a sense that you are floating, yet perfectly balanced. Thanks to a dynamic matrix of pixels, Embody's seat and back surfaces automatically conform to your body's micromovements, distributing your weight evenly as you sit. This reduces pressure and encourages movement, both of which are key to maintain healthy circulation and focus.







#### NATURAL BALANCED MOVEMENT

1. **Embody Tilt**  
Provides natural, balanced motion through a range of posture changes.

#### TOTAL SPINAL SUPPORT

2. **PostureFit®**  
Supports your spine at its lowest point, the sacrum, and reinforces your pelvis, preventing slouching and fatigue while you sit.
3. **Pixelated Support™**  
Highly engineered matrix of pixels that provide targeted pressure distribution throughout the seat and back (for optimal weight distribution, blood flow and thermal comfort).
4. **BackFit™ Adjustment**  
Allows you to position the backrest in line with your spine's natural curve, so you achieve a neutral, balanced posture. Once the chair is fine tuned to fit you, the backrest adapts to your movement, adjusting automatically to shifting positions.

#### DYNAMIC FIT

3. **Pixelated Support™**
5. **Narrow Upper Back Design**  
Encourages torso movement and allows for arms to swing freely, increasing airflow into the lungs.

#### ADDITIONAL FEATURES

##### CMF

Options from neutral to vibrant.

##### Arm Options

No Arms, Fully Adjustable Arms.



## AERON CHAIR

**Bill Stumpf and Don Chadwick**

**Remastered by Don Chadwick**

When designers Bill Stumpf and Don Chadwick set out to create a chair that was health-positive, cross-performing, inclusively sized and environmentally sensitive, they arrived at a design unlike the world had ever seen. Aeron demonstrated a pioneering step in ergonomics and material innovation and provided a comfortable solution without the standard use of foam, or leather. It changed peoples perception of what an office chair should be.

### **Performance**

Just as iconic films and albums are updated for new mediums, standards and audiences, Aeron has been remastered to meet the needs of today's work, workers and work environments. With the new Aeron chair, we incorporated two decades' worth of technological and ergonomic enhancements to improve the health-positive design, and widen the range of cross-performance capabilities.







#### NATURAL BALANCED MOVEMENT

1. **Harmonic™ 2 Tilt**  
Provides natural, balanced motion through a range of posture changes.

#### TOTAL SPINAL SUPPORT

2. **8Z Pellicle®**  
Offers eight latitudinal zones of varying tension in the seat and back to provide targeted pressure distribution in the seat and throughout all areas of backrest.
3. **PostureFit SL™**  
Adjustable, individual pads stabilise the sacrum and support the lumbar regions of the spine and throughout all areas of the backrest.

#### DYNAMIC FIT

2. **8Z Pellicle®**

#### ADDITIONAL FEATURES

##### Three Sizes

To suit all shapes and sizes.

##### CMF

Three tightly curated material options in Graphite, Carbon and Mineral.

##### Arm Options

No Arms, Fixed Arms, Height Adjustable Arms, Height Adjustable Arms plus Pivot, Fully Adjustable Arms.

##### Stool Options Available



## COSM CHAIR

### Studio 7.5

As people enjoy the freedom that a more varied, flexible work environment affords – moving from individual workpoints to communal settings to more formal meetings – consistent ergonomic support is lacking. Cosm offers exactly this consistency through unparalleled movement, comfort and performance.

### Performance

A tilt is to a chair what a transmission is to a car, and like transmissions, some are manual, and others, such as Cosm's are automatic. Other self-adjusting chairs on the market force the body to conform to the tilt's movement. Cosm's Auto-harmonic tilt puts the person first and responds intuitively to them – no matter their posture – providing a balanced recline and personalised comfort.







#### NATURAL BALANCED MOVEMENT

##### 1. Auto-Harmonic™ Tilt

Provides natural, balanced motion through a range of posture changes. Automated interface eliminates need for tilt tension adjustment, while providing the proper support and right amount of tension.

#### TOTAL SPINAL SUPPORT

##### 2. Intercept Suspension

Eliminates gaps between seat and back through continuous contour, enveloping you and offering uninterrupted comfort and ergonomic support.

##### 3. Flexible Frame

Allow for torsional flex so you can stretch and reach laterally.

#### DYNAMIC FIT

##### 2. Intercept Suspension

##### 3. Flexible Frame

#### ADDITIONAL FEATURES

##### Three Sizes

Low-Back, Mid-Back, High-Back.

##### CMF

Sophisticated white and neutral palette options, as well as three statement dipped-in-colour hues – Canyon, Glacier, and Nightfall. Frame and suspension colours can be mixed for added intrigue.

##### Arm Options

No Arms, Fixed Arms, Height Adjustable Arms, Leaf Arms.

Our new Leaf Arm cradles the elbow in tasking or casual postures, without interfering with the work surfaces.

##### Stool Options

Low-Back, Mid-Back.



## MIRRA 2 CHAIR

Studio 7.5

Mirra 2 is a high-performing chair that supports people in a constant state of motion. It moves with you, at one with your body. When you sit, the seat and back adapt to you instantly. With dynamic surfaces that respond to your slightest movements and simple, intuitive adjustments to fine tune the fit, Mirra 2 balances immediate comfort and personalised ergonomics into one design.

### Performance

Support for seated movement starts with a flexible, yet supportive design that allows your body to move freely and naturally. Mirra 2's Loop Spine provides torsional flex, allowing you to stretch and reach laterally, while the Harmonic 2 tilt provides a smooth, balanced feel as you recline.







#### NATURAL BALANCED MOVEMENT

1. **Harmonic 2 Tilt**  
Enables natural, balanced movement through a range of postures.

#### TOTAL SPINAL SUPPORT

2. **Butterfly Back™**  
Combines the comfort of upholstery with the strength of polymer to provide pressure distribution from sacrum to the upper thoracic regions of the spine.
3. **TriFlex™ Back**  
Alternative back option for rigorous cleaning protocols.
4. **PostureFit®**  
Supports your spine at its lowest point, the sacrum, and reinforces your pelvis, preventing slouching and fatigue while you sit.
5. **Optional Height Adjustable Lumbar Support**  
Provides an added level of spinal support and comfort for the lumbar region.

#### DYNAMIC FIT

6. **AireWeave™ 2 Seat Suspension**  
Conforms to your shape, distributes your weight evenly, and keeps heat from building as you sit.

#### ADDITIONAL FEATURES

##### CMF

Neutral and vibrant colour options for back and seat.


##### Arm Options

No Arms, Fixed Arms, Fully Adjustable Arms.

##### FlexFront Seat

Optional seat adjustment for variable thigh support.

##### Stool Options Available



## CELLE CHAIR

**Jerome Caruso**

The durability of the Cellular Suspension material makes Celle a great choice for even the most demanding work settings in business, healthcare, and learning environments. Celle also comes in a variety of upholstery options. Its most popular configuration blends the performance of a suspension back with the familiar aesthetic of an upholstered seat. A fully upholstered version is also available.

### **Performance**

No two of the 751 polymer cells in the chair's patented Cellular Suspension back are alike. The cells and interconnecting loops are engineered to form a 'flex map' that conforms to your unique shape and structure, supporting your back while giving you freedom to move. The system also lets air flow through to prevent heat and moisture build up as you sit.







#### NATURAL BALANCED MOVEMENT

1. **Harmonic™ Tilt**  
Enables natural, balanced movement through a range of postures.

#### TOTAL SPINAL SUPPORT

2. **Cellular Suspension™**  
Interconnecting loops form a 'flex map' that conforms to your unique shape while you move (available in seat and back).
3. **PostureFit®**  
Supports your spine at its lowest point, the sacrum, and reinforces your pelvis, preventing slouching and fatigue while you sit.
4. **Optional Height Adjustable Lumbar Support**  
Provides an added level of spinal support and comfort for the lumbar region.

#### DYNAMIC FIT

2. **Cellular Suspension™**
5. **Contoured Seat Pad**  
Incorporates a blend of injection moulding and foam to provide seamless long-term comfort for people of all shapes and sizes.

#### ADDITIONAL FEATURES


##### CMF

Moulded version in Graphite, and upholstered options in a selection of colours.

##### Arm Options

No Arms, Fixed Arms, Fully Adjustable Arms.

##### Stool Options Available



## SAYL CHAIR

Yves Béhar

Inspired by suspension bridges – structures that deliver the most using the least material – Yves Béhar applied the engineering principles of these amazing structures to create Sayl. The eco-dematerialised design of the work chair and stool uses less material in more innovative ways to provide ergonomic support for people up to 159 kg (350 lbs). Sayl's unframed back and Y-Tower support create a striking visual aesthetic that reveals both the designers inspiration and intent. Whether you choose the full suspension or upholstered back, an expressive colour palette gives you plenty of options for personalising your chair.

### Performance

Sayl's unframed 3D Intelligent® suspension lets you stretch and move, striking a healthy balance between support and freedom. The elastomer strands vary in thickness and tension to provide greater support in the transition areas along the spine and less everywhere else, to encourage a full range of seated movement.







#### NATURAL BALANCED MOVEMENT

1. **Harmonic™ Tilt**  
Enables natural, balanced movement through a range of postures.

#### TOTAL SPINAL SUPPORT

2. **3D Intelligent® Suspension**  
Targeted elastomeric support throughout key regions of the back (available in mid-back).
3. **PostureFit®**  
Supports your spine at its lowest point, the sacrum, and reinforces your pelvis, preventing slouching and fatigue while you sit.
4. **Optional Height Adjustable Lumbar Support**  
Provides an added level of spinal support and comfort for the lumbar region.

#### DYNAMIC FIT

2. **3D Intelligent® Suspension**
5. **Contoured Seat Pad**  
Incorporates a blend of injection moulding and foam to provide seamless long-term comfort for people of all shapes and sizes.

#### ADDITIONAL FEATURES

##### CMF

Neutral and vibrant colour options for back and seat.

##### Arm Options

No Arms, Fixed Arms, Height Adjustable Arms, Fully Adjustable Arms.

##### Stool Options Available



## LINO CHAIR

Sam Hecht and Kim Colin

Lino brings scientifically backed comfort and a wide range of aesthetic options to your workplace. Charged with designing a high-performance work chair at an exceptional value, award-winning designers Sam Hecht and Kim Colin found inspiration in constraint. Thanks to their design prowess and our ergonomic expertise, including our patented PostureFit technology, Lino joins our portfolio of high-performance work chairs.

### Performance

Leaning on more than 50 years of Herman Miller's industry-leading research and design, Lino holds the same DNA as the rest of our performance work chairs, offering each person balanced movement and dynamic fit. Its contoured seat works together with its high performance suspension to give you total spinal support, and the breathable suspension features integrated lumbar support thanks to a composite of different thread tensions.







#### **NATURAL BALANCED MOVEMENT**

**1. Fully Synchronised Tilt**

Enables balanced motion through range of posture changes. (Semi-synchronised self-adjusting tilt also available for shared applications.)

#### **TOTAL SPINAL SUPPORT**

**2. PostureFit®**

Supports your spine at its lowest point, the sacrum, and reinforces your pelvis, preventing slouching and fatigue while you sit.

#### **DYNAMIC FIT**

**3. Contoured Seat Pad**

Incorporates a blend of injection moulding and foam to provide seamless long-term comfort for people of all shapes and sizes.

#### **ADDITIONAL FEATURES**

**CMF**

Options from neutral to vibrant.

**Arm Options**

No Arms, Fixed Arms, Height Adjustable Arms, Fully Adjustable Arms.

## VERUS CHAIR

Verus redefines what an affordable work chair can be. Engineered to assure ergonomic alignment and support, it gives people both short-term and long-term comfort at an equally comfortable price. And with a quiet, versatile form, it flexes easily to any aesthetic both in the workplace and at home.

### Performance

Verus's built-in sacral reinforcement keeps the spine properly aligned, and options for adjustable lumbar support add comfort and stability for total spinal support. Verus's TriFlex™ back option offers ergonomic performance with even more durability: engineered flex patterning made from easy-to-clean polymer defines three ergonomic zones – sacral and lower lumbar, centreline spine, and upper scapula – to form, ventilate, and move with your body for a strong, comfortable fit.







#### NATURAL BALANCED MOVEMENT

##### 1. Fully Synchronised Tilt

Enables balanced motion through range of posture changes. (Semi-synchronised self-adjusting tilt also available for shared applications.)

#### TOTAL SPINAL SUPPORT

##### 2. PostureFit®

Supports your spine at its lowest point, the sacrum, and reinforces your pelvis, preventing slouching and fatigue while you sit.

##### 3. Optional Height Adjustable Lumbar Support

Provides an added level of spinal support and comfort for the lumbar region.

##### 4. TriFlex™ Back

Flex patterning defines three ergonomic zones to support and move with your body, and durable polymer construction provides easy-to-clean strength.

#### DYNAMIC FIT

##### 5. Contoured Seat Pad

Incorporates a blend of injection moulding and foam to provide seamless long-term comfort for people of all shapes and sizes.

#### ADDITIONAL FEATURES

##### CMF

Neutral and vibrant colour options for back and seat.

##### Arm Options

No Arms, Fixed Arms, Height Adjustable Arms, Fully Adjustable Arms.

##### Back Options

Suspension, TriFlex.

#### Stool and Side Chair Options Available

# WHICH HIGH-PERFORMANCE CHAIR IS RIGHT FOR YOU?







# COMPARE KEY FEATURES



EMBODY® CHAIR



AERON® CHAIR



COSM™ CHAIR

## SPINAL SUPPORT

Sacral Support

Integrated Adjustable Support

Integrated Support  
Optional Adjustable Support

Integrated Support

Lumbar Support

Integrated Support

Integrated Support  
Optional Adjustable Support

Integrated Support

## DYNAMIC FIT

Performance Backrest

Pixelated Support™

8Z Pellicle®

Intercept

Performance Seat

Pixelated Support™

8Z Pellicle®

Intercept

## NATURAL BALANCED MOVEMENT

Proprietary Tilt

Embody Tilt with Kicker

Harmonic™ 2

Auto-Harmonic™

Range of Motion

Full +  
Deep Recline

Full + Forward

Full

Tilt Tension Adjustment

Manual

Manual

Automatic

## ADDITIONAL FEATURES

Adjustable Seat

Height + Depth

Height

Height

No Arms

●

●

●

Fixed Arms

–

●

●

Height Adjustable Arms

–

●

●

Height Adjustable Arms plus Pivot

–

●

–

Fully Adjustable Arms

●

●

–

Leaf Arms

–

–

●

Family

–

Three Sizes  
+ Stool

Low-, Mid-, High-Back  
+ Stool

## DIMENSIONS (MM)

Height\*

1143

1067

1156

Width

749

685

744

Seat Depth

381-457

432

394

## MAXIMUM USER WEIGHT

300 lbs/ 136 kg

350 lbs/ 159 kg

350 lbs/ 159 kg

## RECYCLABILITY

Up to 95%

Up to 91%

Up to 95%

## RECOMMENDED SEATING SCENARIOS

Dedicated Workpoint

●

●

–

Shared Workpoint

–

–

●

Group Setting

–

–

●

\*Height is based on the gas lift fully extended.  
Specifications are for Aeron Size B and Cosm Mid-Back.





**MIRRA 2™ CHAIR**



**CELLE® CHAIR**



**SAYL® CHAIR**



**LINO™ CHAIR**



**VERUS® CHAIR**

Integrated Support	Integrated Support	Integrated Support	Integrated Support Optional Adjustable Support	Integrated Support
Optional Adjustable Support	Optional Adjustable Support	Optional Adjustable Support	Integrated Support Optional Adjustable Support	Integrated Support Optional Adjustable Support
Butterfly Back™, TriFlex™	Cellular Suspension™	3D Intelligent® / Upholstered	DUO	Interweave™ 2 Suspension, TriFlex™
AireWeave™	Cellular Suspension™	Contoured Seat Pad	Contoured Seat Pad	Contoured Seat Pad
Harmonic™ 2	Harmonic™	Harmonic™	–	–
Full + Forward	Full + Forward	Full + Forward	Full + Forward	Full + Forward
Manual	Manual	Manual	Manual	Manual
Height + Depth	Height + Depth	Height + Depth	Height + Depth	Height + Depth
●	●	●	●	●
●	●	●	●	●
●	●	●	●	●
–	–	–	●	●
●	●	●	●	●
–	–	–	–	–
Stool	–	High-, Mid-Back + Stool	Stool	Stool, Side Chair
1067	1143	1035	1117	1097
737	750	729	705	698
413-457	394-457	406-457	406-464	397-453
350 lbs/ 159 kg	350 lbs/ 159 kg	350 lbs/ 159 kg	350 lbs/159 kg	350 lbs/159 kg
Up to 94%	Up to 94%	Up to 92%	Up to 97%	Up to 91%
●	●	●	●	●
–	–	–	●	●
–	–	–	–	–

# ECO-INSPIRED DESIGN



At Herman Miller, we solve problems like designers. It's just part of our DNA. And it turns out that the creative approach to problem-solving that we take when making furniture works just as well when it comes to ensuring the health and safety of our planet. Good design at Herman Miller means we ask ourselves, "Have we made the best choices possible?" Only by continuing to ask that question and making sustainability a key criterion for how we do business, can we be confident that we are creating a better world.

10 years ago, we put into place a set of environmental goals that included a zero operational footprint. We have sharpened our goals around the smart use of resources, eco-inspired design, and engaging our broader community of suppliers and employees in sustainable practices. Earthright is our 10-year sustainability strategy that keeps us on the path of continuous improvement, a key aspect of which is positive transparency.

Herman Miller helped usher in the new age of sustainable design when our Mirra Chair was introduced as the first product designed to meet both Cradle to Cradle™ and our Design for the Environment (DfE) requirements. Since then, we continue to share an unprecedented amount of information about our products through material ingredient disclosures, lifecycle assessments, low-emitting product certifications, Environmental Product Declarations, and most recently, Declare labels.

By making products that can meet certifications, holding ourselves to stringent environmental requirements, and sharing massive amounts of environmental data, we help our customers achieve their own goals, promote health and well-being, and deliver the best possible products. We've made great progress, but we still have a long way to go. As we continue asking ourselves if we're making the most sustainable choices, we remain committed to creating a better world by design.



ABOVE

We use processes that eliminate waste from our facilities, borrow the water we need and manage it well, reduce energy intensity, and use renewable forms of energy.



ABOVE

Our cardboard packaging is 100% recyclable.

RIGHT

The Mirra 2 Chair is 94% recyclable and is comprised of 46% recycled materials.












For more information on our high-performance seating speak to a Herman Miller sales manager or visit [hermanmiller.com](https://hermanmiller.com)

Herman Miller, , Aeron, Celle, Embody, Ergon, PostureFit, Sayl, Verus 3D Intelligent and 8Z Pellicle are among the registered trademarks of Herman Miller, Inc., and its subsidiaries.

AireWeave, Auto-Harmonic, BackFit, Butterfly Back, Cellular Suspension, Cosm, Harmonic, Lino, Mirra 2, Pixelated Support, PostureFit SL and TriFlex are trademarks of Herman Miller, Inc., and its owned subsidiaries.

All other trademarks are the property of their respective owners.

#### **Distribution Rights**

All the designs shown here are protected by law. Herman Miller, Inc., has obtained all rights to make and sell these designs from the owners in question. Also, Herman Miller, Inc., holds exclusive worldwide manufacturing and distribution rights for these products with the following exceptions:

Charles and Ray Eames and George Nelson: Worldwide distribution rights for furniture in all areas except Europe and the Middle East, for those areas, please contact Vitra.

Printed in the UK. Please recycle this catalogue.  
© 2021 Herman Miller, Ltd. 03/21  
All rights reserved





