

# Herman Miller Select

2020 | GBP



HermanMiller



**Designing and Manufacturing  
Purposeful Furniture to Help  
People Live and Work Better**





### Welcome to Herman Miller Select 2020

Select is a simplified offer of our top-selling products in a range of predefined colours and finishes, designed to make specifying and pricing quicker and easier.

### An Improved Experience

Simple specifications, easy codes and clear prices are combined with helpful visuals – a reference catalogue to use with clients, or to build your own specification.

For the UK market, all products are on 20-day lead time or less, with some featured products available within 10 days.

### Ordering and More

All Herman Miller products are available to order through EOS Cloud, whilst all product specifications shown in this book are available to easily access through the 'HM Select' catalogue.

For more information or to access our other products and the full range of colours, materials and finishes, please visit Omni Europe, [hermanmiller.com](https://hermanmiller.com) or speak to your Herman Miller representative.

ABOVE  
Lino Chairs with Ratio desks  
and Paragraph storage.





ABOVE  
Our UK factory, PortalMill, receives more than 15 million components each year from our suppliers.



ABOVE  
On average 3000 chairs are made each week in PortalMill.

## Why Herman Miller?



### Made in the UK

We opened our first UK factory nearly 40 years ago. Today we operate out of PortalMill, our state-of-the-art, custom-built facility in Melksham, Wiltshire.



### Designed for Durability

We use the highest-quality sustainable materials and focus on getting things right the first time. We stand behind our work and offer our industry leading warranty, because everything we make is built to last.



### Setting Standards

We are committed to meet the highest standards of independent certifying bodies, including: ISO 14001, ISO 50001, ISO 9001, OHSAS 18001, FSC and PEFC and the Furniture Industry Sustainability Programme (FISP).



### Respect for Our World

We strive to continuously improve upon our materials, energy use, product life cycle, and manufacturing processes. By keeping this kind of design thinking at the centre of our business, we are placing a bet on the future we all share and actively advocating for environmental change.

# Office Chairs

Herman Miller produces the best chairs in the world. Our thoughtfully designed portfolio ensures that your unique needs are met – no matter how or where you work.



## Aeron

Designed by Bill Stumpf and Don Chadwick

For those of you who can't resist  
a hardworking around-the-clock icon.



## Cosm

Designed by Studio 7.5

For those of you who need instant and  
instinctive comfort in a fast-paced workplace.





## Mirra 2

Designed by Studio 7.5

For those of you in a constant state of motion because sitting still just isn't an option.



## Sayl

Designed by Yves Béhar

For those of you who want a less-is-more chair with a striking silhouette.



## Lino

Designed by Sam Hecht and Kim Colin

For those of you who crave an ergonomic chair with a more traditional look and practical price.





**Aeron Chair**  
Designed by Bill Stumpf and Don Chadwick

# Aeron Chair

This modern marvel – the Aeron Chair – performs intelligently and reliably.



**Aeron  
Graphite with  
Graphite Base**

Code: ARC1  
£1373



**Aeron  
Graphite with Polished  
Aluminium Base and Linkage**

Code: ARC2  
£1647



**Aeron  
Mineral with  
Dark Mineral Base**

Code: ARC3  
£1592



**Aeron  
Mineral with Satin  
Aluminium Base**

Code: ARC4  
£1723

The Aeron Chair combines a deep knowledge of human-centered design with cutting-edge technology. Upon its introduction, it was a pioneering step in both ergonomics and material innovation. Aeron's features were remastered in 2016 to reflect the latest research on the science of sitting, advancements in sustainability, and today's world of work.

## Details

The above are all specified with the following features:

- Fixed Seat, Tilt Limiter, Forward Tilt and PostureFit SL Back Support
- Adjustable Seat Height
- Fully Adjustable Arms
- Seat and Back in 8Z Pellicle
- Carpet Castors

## Finishes







**Cosm**  
Designed by Studio 7.5



# Cosm Chair

As ergonomically innovative as it is beautiful, the Cosm Chair instantly adjusts itself to fit you – not the other way around.



## Cosm

### Low Back with Fixed Arms

Graphite	Mineral	Nightfall
Code: CSM25 £1009	Code: CSM26 £1071	Code: CSM27 £1133

### Low Back with Height Adjustable Arms

Graphite	Mineral	Nightfall
Code: CSM1 £1067	Code: CSM4 £1129	n/a

### Low Back with Leaf Arms

Graphite	Mineral	Nightfall
Code: CSM3 £1092	Code: CSM4 £1154	Code: CSM34 £1215

10 DAY



## Cosm

### Mid Back with Fixed Arms

Graphite	Mineral	Nightfall
Code: CSM28 £1051	Code: CSM29 £1113	Code: CSM30 £1174

### Mid Back with Height Adjustable Arms

Graphite	Mineral	Nightfall
Code: CSM5 £1067	Code: CSM6 £1129	n/a

### Mid Back with Leaf Arms

Graphite	Mineral	Nightfall
Code: CSM7 £1067	Code: CSM8 £1129	Code: CSM26 £1257

10 DAY



## Cosm

### High Back with Fixed Arms

Graphite	Mineral	Nightfall
Code: CSM31 £1112	Code: CSM32 £1174	Code: CSM33 £1236

### High Back with Height Adjustable Arms

Graphite	Mineral	Nightfall
Code: CSM9 £1067	Code: CSM10 £1129	n/a

### High Back with Leaf Arms

Graphite	Mineral	Nightfall
Code: CSM11 £1067	Code: CSM12 £1129	Code: CSM36 £1318

Take a seat in the newest high-performance office chair from Herman Miller and let it make you forget you're sitting in a chair at all. No matter who sat in the chair before you, how long you'll be in it, or what you'll be doing, Cosm gives you instant comfort – anywhere you work. Available through Select in three back heights, two distinct arm styles, and three colourways – Cosm is where performance meets beauty.

## Details

The above are all specified with the following features:

- Auto-Harmonic™ Tilt
- Intercept Suspension
- Carpet Castors

## Finishes



## Arms





**Mirra 2 Chair**  
Designed by Studio 7.5

## Mirra 2 Chair

The Mirra 2 chair balances immediate comfort and personalised ergonomics in one sophisticated design.



**Mirra 2**  
Graphite Base and Frame  
with Graphite Seat and  
TriFlex Polymer Back

Code: MIR1  
£877



**Mirra 2**  
Graphite Base and Frame  
with Graphite Seat and  
Butterfly Suspension Back

Code: MIR2  
£947



**Mirra 2**  
Fog Base with White Frame,  
Fog Arms, Graphite Seat and  
Butterfly Suspension Back

Code: MIR3  
£990



**Mirra 2**  
Fog Base with White Frame,  
Fog Arms, Turquoise Seat and  
Butterfly Suspension Back

Code: MIR4  
£1015

Marked by an athletic attitude and a spry form, Mirra 2 is designed for the fast-paced way people work today. It advances how you sit by mirroring your slightest movements – becoming one with your body. The sophisticated design expertly balances immediate comfort and personalised ergonomics, with intuitive adjustments fine-tuning the fit.

### Details

The above are all specified with the following features:

- FlexFront Adjustable Seat Depth, Tilt Limiter, Forward Tilt, PostureFit Back Support and Adjustable Lumbar
- Adjustable Seat Height
- Fully Adjustable Arms
- AireWeave Suspension Seat
- Carpet Castors

### Finishes



Graphite      Turquoise      Fog

### Backs



TriFlex Back      Butterfly Back





**Sayl Chair**  
Designed by Yves Béhar

# Sayl Chair

Looks-good, feels-good, does-good.

The Sayl chair has fewer parts and a sleek silhouette for hip offices.

10  
DAY



**Sayl**  
Black Base, Frame,  
Suspension Back and Y-Tower  
with Black Fabric Seat\*

Code: SYT1  
£513



**Sayl**  
Fog Base, White Frame  
and Y-Tower, Black Suspension  
Back with Black Fabric Seat

Code: SYT2  
£547



**Sayl**  
Fog Base, White Frame,  
Suspension Back and Y-Tower  
with Black Fabric Seat

Code: SYT3  
£570



**Sayl**  
Fog Base, White Frame,  
Suspension Back and Y-Tower  
with Red Fabric Seat

Code: SYT4  
£570

Good design, healthy support and exceptional value are always attractive – and Sayl delivers all three. By using smart engineering to transform simple materials, we were able to make Sayl attainable for more people. Sayl designer Yves Béhar and our development team considered and reconsidered every part of the design – and, in the end, created a full family of seating that sets the reference point in its class for quality, performance and design.

## Details

The above are all specified with the following features:

- Adjustable Seat Depth, Tilt Limiter, Forward Tilt, PostureFit Back Support
- Adjustable Seat Height
- Height Adjustable Arms
- Phoenix Fabric Seat
- Carpet Castors
- \*Without adjustable lumbar

## Finishes



Black



White



Fog

## Fabrics



Havana (Black)



Belize (Red)





**Lino Chair**  
Designed by Sam Hecht and Kim Colin



## Lino Chair

Lino is scientifically backed ergonomic comfort meets practical value meets simple design.



**Lino**  
**Black frame, base and seat fabric with graphite Duo Suspension back**  
Code: LIN01  
£536



**Lino**  
**Black frame, base and grey seat fabric with graphite Duo Suspension back**  
Code: LIN02  
£536



**Lino**  
**Mineral frame, base and Duo Suspension back with black seat fabric**  
Code: LIN03  
£566



**Lino**  
**Mineral frame, base and Duo Suspension back with grey seat fabric**  
Code: LIN04  
£566


Lino brings scientifically backed comfort and a wide range of aesthetic options to your workplace or home. At Herman Miller, we think everyone should enjoy good design and comfort while they work, and Lino helps make that possibility a reality.

### Details

The above are all specified with the following features:

- Adjustable Seat Depth, Tilt Limiter and PostureFit Back Support
- Adjustable Seat Height
- Fully Adjustable Arms
- Phoenix Fabric Seat
- Carpet Castors


### Finishes



Black

Mineral

### Duo Suspension



Graphite

Mineral

# Desks and Workspaces

With our selected range of desking solutions we can help you create an active and efficient office.

## Fixed Height Desking



### **Memo**

**Designed by Tim Wallace**

Cost-effective desking that provides functionality without complexity.



### **Layout Studio**

Designed for the person, the landscape, and the world.



## Height-Adjustable Desking



### Nevi Sit-Stand Desks

Economical and efficient  
height-adjustable desking.



### Ratio

Height-adjustable desking  
which can be adapted to the  
needs of your team.



### Atlas Office Landscape

Designed by Tim Wallace

Desking that combines height  
adjustability and collaboration.

## Memo

The work system designed to help companies be more agile.







# Memo

## Single Sided Desks

### Step 1.

Choose a specification



**Memo**  
**Single Sided Desk**  
**with Screen**

1400 mm	1500 mm	1600 mm
Code: MEM60	Code: MEM61	Code: MEM62
£739	£757	£772

**without Screen**

1400 mm	1500 mm	1600 mm
Code: MEM50	Code: MEM51	Code: MEM52
£544	£553	£563



**Memo**  
**Two Person, Side-by-Side Desk**  
**with Screen**

1400 mm	1500 mm	1600 mm
Code: MEM63	Code: MEM64	Code: MEM65
£1310	£1346	£1376

**without Screen**

1400 mm	1500 mm	1600 mm
Code: MEM53	Code: MEM54	Code: MEM55
£920	£938	£958



**Memo**  
**Three Person, Side-by-Side Desk**  
**with Screen**

1400 mm	1500 mm	1600 mm
Code: MEM66	Code: MEM67	Code: MEM68
£1875	£1929	£1974

**without Screen**

1400 mm	1500 mm	1600 mm
Code: MEM56	Code: MEM57	Code: MEM58
£1290	£1317	£1347

By re-inventing the desk structure and making it relevant to the way people are working today, Memo serves as an efficient platform to create different kinds of spaces so people can choose whatever place best suits their task.

### Details

- Screen height: 1100 mm
- Desk depth: 800 mm

### How to build a code

Add specification code from step 1 e.g. MEM60  
Add work surface code from step 2 e.g. X1  
Add leg finish code from step 3 e.g. X1  
If required add screen fabric code from step 4 e.g. 4B04  
An example code would look like: MEM60 X1 X1 4B04

Wire management added separately, see Select EOS catalogue for full details.

For co-ordinating storage see Atlas Storage on page 41.


### Step 2.

Add a work surface finish



### Step 3.

Add a leg finish



### Step 4.

Add a screen fabric – see page 51



# Memo

## Back-to-Back Desks

### Step 1.

Choose a specification



**Memo**  
**Back-to-Back Desk**  
**with Screen**

1400 mm	1500 mm	1600 mm
Code: MEM80	Code: MEM81	Code: MEM82
£919	£944	£967

**without Screen**

1400 mm	1500 mm	1600 mm
Code: MEM70	Code: MEM71	Code: MEM72
£801	£811	£822



**Memo**  
**Cluster of 4, Back-to-Back Desk**  
**with Screen**

1400 mm	1500 mm	1600 mm
Code: MEM83	Code: MEM84	Code: MEM85
£1686	£1736	£1782

**without Screen**

1400 mm	1500 mm	1600 mm
Code: MEM73	Code: MEM74	Code: MEM75
£1450	£1470	£1492



**Memo**  
**Cluster of 6, Back-to-Back Desk**  
**with Screen**

1400 mm	1500 mm	1600 mm
Code: MEM86	Code: MEM87	Code: MEM88
£2396	£2471	£2540

**without Screen**

1400 mm	1500 mm	1600 mm
Code: MEM76	Code: MEM77	Code: MEM78
£2191	£2220	£2255

When specified as back-to-back desks Memo uses a simple panel — the central spine — along with out-riggers that support both legs and work surfaces. This new design is more robust and easier to adapt, and dramatically reduces the number of components.

### Details

- Screen height: 1100 mm
- Desk depth: 800 mm

### How to build a code

Add specification code from step 1 e.g. MEM80  
Add work surface code from step 2 e.g. X1  
Add leg finish code from step 3 e.g. X1  
If required add screen fabric code from step 4 e.g. 4B04  
An example code would look like: MEM80 X1 X1 4B04

Wire management added separately, see Select EOS catalogue for full details.

For co-ordinating storage see Atlas Storage on page 41.

### Step 2.

Add a work surface finish



### Step 3.

Add a leg finish



### Step 4.

Add a screen fabric – see page 51

# Memo

## Back-to-Back Desks with Collaborative End

### Step 1.

#### Choose a specification



Memo Cluster of 4, Back-to-Back Desk with Collaborative End		
1400 mm	1500 mm	1600 mm
Code: MEM90	Code: MEM91	Code: MEM92
£1362	£1397	£1431



Memo Cluster of 6, Back-to-Back Desk with Collaborative End		
1400 mm	1500 mm	1600 mm
Code: MEM93	Code: MEM94	Code: MEM95
£1981	£2041	£2098

As companies move towards a greater use of collaborative space, they need a greater variety of work settings — but without complex, interchangeable systems. Memo's clever design and rationalised componentry ensures it is a cost-effective desking solution for any workplace, from start-ups to global organisations.

#### Details

- Screen height: 870 mm
- Desk depth: Double surface depth – 1600 mm

#### How to build a code

Add specification code from step 1 e.g. MEM90  
Add work surface code from step 2 e.g. X1  
Add leg finish code from step 3 e.g. X1  
If required add screen fabric code from step 4 e.g. 4B04  
An example code would look like: MEM90 X1 X1 4B04

Wire management added separately, see Select EOS catalogue for full details.

For co-ordinating storage see Atlas Storage on page 41.


### Step 2.

#### Add a work surface finish



### Step 3.

#### Add a leg finish



### Step 4.

#### Add a screen fabric – see page 51

# Meeting Chairs



**Keyn 4 Leg Side Chair**  
**Black Legs, Arms and Back**  
**with Glides**  
**Black**  
**Seat Pad**  
 Code:  
 KYN1  
 £354

**with Castors**  
**Black**  
**Seat Pad**  
 Code:  
 KYN41  
 £389



**Keyn 4 Leg Side Chair**  
**White Legs, Arms and Back**  
**with Glides**  
**Black      Blue      Red**  
**Seat Pad   Seat Pad   Seat Pad**  
 Code:      Code:      Code:  
 KYN2      KYN3      KYN4  
 £354      £354      £354

**with Castors**  
**Black      Blue      Red**  
**Seat Pad   Seat Pad   Seat Pad**  
 Code:      Code:      Code:  
 KYN42      KYN43      KYN44  
 £389      £389      £389



**Setu**  
**Silver Alloy Base with**  
**Graphite Frame and Graphite**  
**Suspension Fabric**  
 Code: SET1  
 £537



**Setu**  
**Silver Alloy Base with**  
**Studio White Frame and Alpine**  
**Suspension Fabric**  
 Code: SET2  
 £600

## Keyn Chair Group

The Keyn Side chair offers responsive movement and immediate comfort to support people in a wide range of environments.

## Setu Chair

While technology has changed where we sit and when we sit, it shouldn't change how we all like to work: in comfort. Setu chairs are designed to deliver instant comfort from the moment you sit down.

## Details

The above are specified with the following features:

- Keyn:
- Sprint fabric seat pads
  - Carpet Glides

- Setu:
- Adjustable Height
  - Carpet Castors
  - Lyrus Suspension Fabric

## Colours



Black



White



Graphite



Studio White



Silver Alloy

## Fabrics



Chase (Black)



Victory (Blue)



Runner (Red)



Graphite



Alpine



## Layout Studio

A flexible solution that can adapt to the needs of any organisation and its people.







# Layout Studio

## Single Sided Desks

### Step 1.

#### Choose a specification



**Layout Studio**  
**Single Sided Desk**  
**with Screen**

1400 mm	1500 mm	1600 mm
Code: LAY30	Code: LAY31	Code: LAY32
£903	£936	£964

#### without Screen

1400 mm	1500 mm	1600 mm
Code: LAY20	Code: LAY21	Code: LAY22
£616	£636	£650



**Layout Studio**  
**Two Person, Side-by-Side Desk**  
**with Screen**

1400 mm	1500 mm	1600 mm
Code: LAY33	Code: LAY34	Code: LAY35
£1655	£1721	£1777

#### without Screen

1400 mm	1500 mm	1600 mm
Code: LAY23	Code: LAY24	Code: LAY25
£1081	£1121	£1149



**Layout Studio**  
**Three Person, Side-by-Side Desk**  
**with Screen**

1400 mm	1500 mm	1600 mm
Code: LAY36	Code: LAY37	Code: LAY38
£2407	£2506	£2590

#### without Screen

1400 mm	1500 mm	1600 mm
Code: LAY26	Code: LAY27	Code: LAY28
£1546	£1606	£1648

Layout Studio applies in settings across the office landscape, from individual workspaces to benching to private offices and project team tables. Its vast range of choices and ability to scale up or down means that Layout Studio can be responsive to the needs of individuals and teams and change as those needs evolve.

#### Details

- Screen height: 1096 mm
- Desk depth: 800 mm

#### How to build a code

Add specification code from step 1 e.g. LAY30  
Add work surface code from step 2 e.g. X1  
Add leg finish code from step 3 e.g. X1  
If required add screen fabric code from step 4 e.g. 4B04  
An example code would look like: LAY30 X1 X1 4B04

Wire management added separately, see Select EOS catalogue for full details.

### Step 2.

#### Add a work surface finish



### Step 3.

#### Add a leg finish



### Step 4.

#### Add a screen fabric – see page 51



# Layout Studio

## Back-to-Back Desks

### Step 1.

#### Choose a specification



**Layout Studio**  
**Back-to-Back Desk**  
**with Screen**

1400 mm	1500 mm	1600 mm
Code: LAY50	Code: LAY51	Code: LAY52
£1319	£1372	£1414

#### without Screen

1400 mm	1500 mm	1600 mm
Code: LAY40	Code: LAY41	Code: LAY42
£1032	£1072	£1100



**Layout Studio**  
**Cluster of 4, Back-to-Back Desk**  
**with Screen**

1400 mm	1500 mm	1600 mm
Code: LAY53	Code: LAY54	Code: LAY55
£2409	£2515	£2599

#### without Screen

1400 mm	1500 mm	1600 mm
Code: LAY43	Code: LAY44	Code: LAY45
£1835	£1915	£1971



**Layout Studio**  
**Cluster of 6, Back-to-Back Desk**  
**with Screen**

1400 mm	1500 mm	1600 mm
Code: LAY56	Code: LAY57	Code: LAY58
£3499	£3658	£3784

#### without Screen

1400 mm	1500 mm	1600 mm
Code: LAY46	Code: LAY47	Code: LAY48
£2638	£2758	£2842

Choices and scalability ensure Layout Studio can change with the needs of an organisation and its people. As teams grow and condense, as personal preferences shift, organisations can respond – well into the future – by scaling the system up or down, or changing how it's arranged.

#### Details

- Screen height: 1096 mm
- Desk depth: 800 mm

#### How to build a code

Add specification code from step 1 e.g. LAY50  
Add work surface code from step 2 e.g. X1  
Add leg finish code from step 3 e.g. X1  
If required add screen fabric code from step 4 e.g. 4B04  
An example code would look like: LAY50 X1 X1 4B04

Wire management added separately, see Select EOS catalogue for full details.

### Step 2.

#### Add a work surface finish



### Step 3.

#### Add a leg finish



### Step 4.

#### Add a screen fabric – see page 51

## Nevi Sit-Stand Desks

The benefits of a benching system without the complexity.



# Neve Sit-Stand Desks

## Single Sided Desks

### Step 1. Choose a specification



**Neve Sit-Stand  
Single Sided Desk  
with Screen**

1200 mm	1400 mm	1500 mm	1600 mm
Code: NEV10	Code: NEV11	Code: NEV12	Code: NEV13
£1138	£1171	£1210	£1250



**Neve Sit-Stand  
Single Sided Desk  
without Screen**

1200 mm	1400 mm	1500 mm	1600 mm
Code: NEV14	Code: NEV15	Code: NEV16	Code: NEV17
£926	£946	£972	£999

We think people should be able to sit – and stand – comfortably without compromise. Enter Neve Sit-Stand Desks which offer an economical and efficient height-adjustable solution so you don't have to choose between having an ergonomic desk, a high performance chair, or accessories – you can have them all.

#### Details

- Screen height: 1105 mm
- Desk depth: 800 mm
- Dual stage leg: 650-1250 mm

#### How to build a code

Add specification code from step 1 e.g. NEV10  
 Add work surface code from step 2 e.g. X1  
 Add leg finish code from step 3 e.g. X1  
 If required add screen fabric code from step 4 e.g. 4B04  
 An example code would look like: NEV10 X1 X1 4B04

Basic Neve Cable Tray included in specification. Umbilicals specified separately – please see EOS Select Catalogue for details.

### Step 2.

#### Add a work surface finish



### Step 3.

#### Add a leg finish



### Step 4.

#### Add a screen fabric – see page 51



## Ratio

The Ratio height-adjustable desk enables a smooth transition between sitting and standing for work teams.





# Ratio

## Single Sided Desks

### Step 1.

Choose a specification



**Ratio**  
**Single Sided Desk**  
**with Screen**

1400 mm	1500 mm	1600 mm
Code: RAT40	Code: RAT41	Code: RAT42
£1527	£1561	£1593

**without Screen**

1400 mm	1500 mm	1600 mm
Code: RAT30	Code: RAT31	Code: RAT32
£1240	£1259	£1281



**Ratio**  
**Two Person, Side-by-Side Desk**  
**with Screen**

1400 mm	1500 mm	1600 mm
Code: RAT43	Code: RAT44	Code: RAT45
£3095	£3163	£3227

**without Screen**

1400 mm	1500 mm	1600 mm
Code: RAT33	Code: RAT34	Code: RAT35
£2521	£2559	£2603



**Ratio**  
**Three Person, Side-by-Side Desk**  
**with Screen**

1400 mm	1500 mm	1600 mm
Code: RAT46	Code: RAT47	Code: RAT48
£4663	£4765	£4861

**without Screen**

1400 mm	1500 mm	1600 mm
Code: RAT36	Code: RAT37	Code: RAT38
£3802	£3859	£3925

Ratio's square edges have a comfortably conventional feel which can be married with a wide range of finishes, including polished legs, to adapt it to your workspace.

### Details

- Screen height: 1105 mm
- Desk depth: 800 mm
- Dual stage leg: 650-1250 mm

### How to build a code

Add specification code from step 1 e.g. RAT40

Add work surface code from step 2 e.g. X1

Add leg finish code from step 3 e.g. X1

If required add screen fabric code from step 4 e.g. 4B04

An example code would look like: RAT40 X1 X1 4B04

Wire management added separately, see Select EOS catalogue for full details.


### Step 2.

Add a work surface finish



### Step 3.

Add a leg finish



### Step 4.

Add a screen fabric – see page 51



# Ratio

## Back-to-Back Desks

### Step 1. Choose a specification



**Ratio**  
**Back-to-Back Desk**  
**with Screen**

1400 mm	1500 mm	1600 mm
Code: RAT60	Code: RAT61	Code: RAT62
£2768	£2821	£2881

**without Screen**

1400 mm	1500 mm	1600 mm
Code: RAT50	Code: RAT51	Code: RAT52
£2432	£2470	£2514



**Ratio**  
**Cluster of 4, Back-to-Back Desk**  
**with Screen**

1400 mm	1500 mm	1600 mm
Code: RAT63	Code: RAT64	Code: RAT65
£5557	£5603	£5783

**without Screen**

1400 mm	1500 mm	1600 mm
Code: RAT53	Code: RAT54	Code: RAT55
£4885	£4961	£5049



**Ratio**  
**Cluster of 6, Back-to-Back Desk**  
**with Screen**

1400 mm	1500 mm	1600 mm
Code: RAT66	Code: RAT67	Code: RAT68
£8346	£8505	£8685

**without Screen**

1400 mm	1500 mm	1600 mm
Code: RAT56	Code: RAT57	Code: RAT58
£7338	£7452	£7584

Ratio makes excellent use of space for clusters of benches.

#### Details

- Screen height: 1105 mm
- Desk depth: 800 mm
- Dual stage leg: 650-1250 mm

#### How to build a code

Add specification code from step 1 e.g. RAT60  
Add work surface code from step 2 e.g. X1  
Add leg colour code from step 3 e.g. X1  
If required add screen fabric code from step 4 e.g. 4B04  
An example code would look like: RAT60 X1 X1 4B04

Wire management added separately, see Select EOS catalogue for full details.

### Step 2.

#### Add a work surface finish

X1 Chalk White	LU Soft White	8Q Folkstone Grey	FJD Fjord	ONG Onyx	DEN Denim Blue
OB Napoli Oak	OC Havana Cherry	RY Natural Walnut	I2 Light Ash	I3 Smoked Cherry	I4 Charcoal Ash

### Step 3.

#### Add a leg finish

X1 Chalk White	G1 Graphite	8Q Folkstone Grey	MS Metallic Silver	BK Black

### Step 4.

#### Add a screen fabric – see page 51

## Atlas Office Landscape

Desking that combines height adjustability and collaboration.









# Atlas Office Landscape

## Single Sided Desks

### Step 1.

Choose a specification



**Atlas Office Landscape  
Single Sided Desk  
with Screen**

1400 mm	1500 mm	1600 mm
Code: ATL20	Code: ATL21	Code: ATL22
£2120	£2134	£2161

#### without Screen

1400 mm	1500 mm	1600 mm
Code: ATL10	Code: ATL11	Code: ATL12
£1877	£1888	£1905



**Atlas Office Landscape  
Two Person, Side-by-Side Desk  
with Screen**

1400 mm	1500 mm	1600 mm
Code: ATL23	Code: ATL24	Code: ATL25
£4240	£4268	£4322

#### without Screen

1400 mm	1500 mm	1600 mm
Code: ATL13	Code: ATL14	Code: ATL15
£3754	£3776	£3810



**Atlas Office Landscape  
Three Person, Side-by-Side Desk  
with Screen**

1400 mm	1500 mm	1600 mm
Code: ATL26	Code: ATL27	Code: ATL28
£6360	£6402	£6483

#### without Screen

1400 mm	1500 mm	1600 mm
Code: ATL16	Code: ATL17	Code: ATL18
£5631	£5664	£5715

With Atlas, desks can be configured to make space rather than lose it.

### Details

- Screen height: 1100 mm
- Desk depth: 800 mm
- Dual stage leg: 650-1250 mm with anti-crush sensors

### How to build a code

Add specification code from step 1 e.g. ATL20  
Add work surface code from step 2 e.g. X1  
Add leg finish code from step 3 e.g. X1  
If required add screen fabric code from step 4 e.g. 4B04  
An example code would look like: ATL20 X1 X1 4B04

Wire management added separately, see Select EOS catalogue for full details.

**Complete your Atlas Office Landscape with co-ordinating Atlas Storage – see page 41.**


### Step 2.

Add a work surface finish



### Step 3.

Add a leg finish



### Step 4.

Add a screen fabric – see page 51

# Atlas Office Landscape

## Back-to-Back Desks

### Step 1.

#### Choose a specification



**Atlas Office Landscape  
Back-to-Back Desk  
with Screen**

1400 mm	1500 mm	1600 mm
Code: ATL40	Code: ATL41	Code: ATL42
£3716	£3740	£3770

#### without Screen

1400 mm	1500 mm	1600 mm
Code: ATL30	Code: ATL31	Code: ATL32
£3460	£3480	£3502



**Atlas Office Landscape  
Cluster of 4, Back-to-Back Desk  
with Screen**

1400 mm	1500 mm	1600 mm
Code: ATL43	Code: ATL44	Code: ATL45
£7449	£7497	£7557

#### without Screen

1400 mm	1500 mm	1600 mm
Code: ATL33	Code: ATL34	Code: ATL35
£6937	£6977	£7021



**Atlas Office Landscape  
Cluster of 6, Back-to-Back Desk  
with Screen**

1400 mm	1500 mm	1600 mm
Code: ATL46	Code: ATL47	Code: ATL48
£11182	£11254	£11344

#### without Screen

1400 mm	1500 mm	1600 mm
Code: ATL36	Code: ATL37	Code: ATL38
£10414	£10474	£10540

Shared cable management and personal stowage can be built into the workspace, capitalising on the spaces between desks.

#### Details

- Screen height: 1100 mm
- Desk depth: 800 mm
- Dual stage leg: 650-1250 mm with anti-crush sensors

#### How to build a code

Add specification code from step 1 e.g. ATL40  
Add work surface code from step 2 e.g. X1  
Add leg finish code from step 3 e.g. X1  
If required add screen fabric code from step 4 e.g. 4B04  
An example code would look like: ATL20 X1 X1 4B04

Wire management added separately, see Select EOS catalogue for full details.

**Complete your Atlas Office Landscape with co-ordinating Atlas Storage – see page 41.**

### Step 2.

#### Add a work surface finish



### Step 3.

#### Add a leg finish



### Step 4.

#### Add a screen fabric – see page 51

# Storage and Work Tools

Besides their traditional function of storing documents, files or folders, those same cabinets and drawers and cupboards can offer many further uses in today's varied workplaces



## **Kumi Pedestals**

Smart and elegant pedestals suitable to all Herman Miller desking ranges.



## **Atlas Storage**

Storage that seamlessly complements both the Atlas and Memo desking portfolios.





## Paragraph Storage

Make storage part of the story.



## Meridian Storage

Stores items, creates boundaries,  
provides places to gather.



## Monitor Arms

Ergonomic monitor arms serve single,  
dual and multiple screens.

# Kumi Pedestals



**Kumi  
Mobile Pedestal  
Two Drawer Unit**  
495 (h) x 300 mm (w)  
Code: RBK372.06  
£229



**Kumi  
Mobile Pedestal  
Three Drawer Unit**  
567 (h) x 300 mm (w)  
Code: RBK173.06  
£251



**Kumi  
Mobile Pedestal  
Two Drawer Unit**  
495 (h) x 420 mm (w)  
Code: RBK322.06  
£229




**Kumi  
Mobile Pedestal  
Three Drawer Unit**  
567 (h) x 420 mm (w)  
Code: RBK123.06  
£251

A clever space saver ideal for storing any personal belongings or filling work papers providing the multi functionality of a pedestal, a close companion under your desk. Kumi is a competitively priced pedestal, offering innovative, lightweight and sturdy design.

## Details

All Kumi Pedestals have the following dimensions:  
– Depth: 565 mm

## Finishes



# Atlas Storage

## Step 1.

### Choose a specification



**Atlas  
Single Storage Unit  
with Castors**  
540 (h) x 300 mm (w)  
Code: ATL1  
£408



**Atlas  
Single Storage Unit  
with Glides**  
1100 (h) x 300 mm (w)  
Code: ATL2  
£402



**Atlas  
Single Storage Unit  
with Glides**  
1250 (h) x 300 mm (w)  
Code: ATL3  
£417



**Atlas  
Double Storage Unit  
with Castors**  
540 (h) x 600 mm (w)  
Code: ATL4  
£601



**Atlas  
Single Seat Cushion**  
Code: ALC1  
£44

**Double Seat Cushion**  
Code: ALC2  
£60

With a simple set of elements, Atlas Storage not only enhances various settings, it can also create space and define boundaries. The option of the seat pad provides the perfect place for guests to perch. The soft, curved aesthetic seamlessly complements both the Atlas and Memo desking portfolios.

### Details

All Atlas Storage units have the following dimensions:  
– Depth: 600 mm

### How to build a code

Add specification code from step 1 e.g. ATL1  
Add top finish code from step 2 e.g. X1  
Add base finish code from step 3 e.g. X1  
Add carcass finish code from step 4 e.g. X1  
Add handle finish code from step 5 e.g. X1  
An example code would look like: ATL1 X1 X1 X1 X1

For Atlas Seat Cushion:

Add specification code from step 1 e.g. ALC1  
Add felt seat cushion colour code e.g. 1FF05

## Step 2.

### Add a top finish



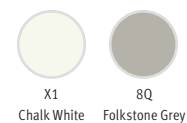
## Step 3.

### Add a base finish



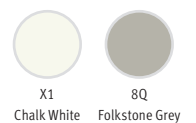
## Step 4.

### Add a carcass finish



## Step 5.

### Add a handle finish



### Felt Seat Cushion Colours





# Paragraph Storage

## Step 1.

Choose a specification



**Paragraph Storage  
Bookcase Unit**

3 Modules High x 800 mm (w)  
Code: PAR1  
£288



**Paragraph Storage  
Bookcase Unit**

4 Modules High x 1000 mm (w)  
Code: PAR2  
£364



**Paragraph Storage  
Tambour Door Unit**

3 Modules High x 800 mm (w)  
Code: PAR3  
£512



**Paragraph Storage  
Tambour Door Unit**

4 Modules High x 800 mm (w)  
Code: PAR4  
£640

Paragraph was designed to be applied in a variety of ways from personal storage or team filing through to space division or archive, reflecting the varied landscapes in the office today. The choice of heights, widths and finishes will readily complement existing furniture.

## Details

Paragraph Storage units have the following dimensions:

- Depth: 450 mm
- Height: 3 Modules = 1095 mm
- Height: 4 Modules = 1450 mm

## How to build a code

Add specification code from step 1 e.g. PAR1

Add carcass finish code from step 2 e.g. X1

Add top finish code from step 3 e.g. X1

For tambour door unit only add door finish code from step 4 e.g. X1

An example code would look like: PAR1 X1 X1

## Step 2.

Add a carcass (including shelf) finish



## Step 3.

Add a top finish

(select from finishes above)

## Step 4.

Add a door finish (tambour door unit only)



# Paragraph Storage

## Step 1.

### Choose a specification



**Paragraph Storage  
Hinged Door Unit**

3 Modules High x 800 mm (w)  
Code: PAR5  
£444



**Paragraph Storage  
Hinged Door Unit**

4 Modules High x 800 mm (w)  
Code: PAR6  
£552



**Paragraph Storage  
Sliding Door Unit**

3 Modules High x 800 mm (w)  
Code: PAR8  
£516



**Paragraph Storage  
Sliding Door Unit**

4 Modules High x 800 mm (w)  
Code: PAR9  
£610

Paragraph is a storage system designed to be both relevant and productive within the modern workplace. It goes beyond the traditional function of housing the output of work, such as files and folders; it is flexible, architectural and personal.

### Details

Paragraph Storage units have the following dimensions:

- Depth: 450 mm
- Height: 3 Modules = 1095 mm
- Height: 4 Modules = 1450 mm

### How to build a code

Add specification code from step 1 e.g. PAR5

Add carcass finish code from step 2 e.g. X1

Add top finish code from step 3 e.g. X1

Add door finish code from step 4 e.g. X1

Add handle finish code from step 5 e.g. X1

Add handle accent finish code from step 6 e.g. X1

An example code would look like: PAR5 X1 X1 X1 X1 X1

## Step 2.

### Add a carcass (including shelf) finish




## Step 3.

### Add a top finish

(select from finishes above)

## Step 5.

### Add a handle finish




## Step 4.

### Add a door finish

(select from finishes above)

## Step 6.

### Add a handle accent finish



# Paragraph Storage



**Paragraph Storage  
Locker Unit**

3 Modules High x 800 mm (w)  
Code: PAR10  
£607



**Paragraph Storage  
Locker Unit**

3 Modules High x 1200 mm (w)  
Code: PAR11  
£866



**Paragraph Storage  
Drawer Unit**

3 Modules High x 800 mm (w)  
Code: PAR7  
£1050

Paragraph offers a storage solution which caters to people's personal and professional storage needs using traditional cupboards and drawers alongside open shelves and lockers.

## Details

Paragraph Storage units have the following dimensions:

- Depth: 450 mm
- Height: 3 Modules = 1095 mm

## How to build a code

Add specification code from step 1 e.g. PAR10

Add carcass finish code from step 2 e.g. X1

Add top finish code from step 3 e.g. X1

Add door finish code from step 4 e.g. X1

Add handle finish code from step 5 e.g. X1

For drawer unit only add handle accent finish code from step 6 e.g. X1

An example code would look like: PAR10 X1 X1 X1 X1

## Step 2.

### Add a carcass finish




## Step 3.

### Add a top finish (select from finishes above)

## Step 5.

### Add a handle finish




## Step 4.

### Add a door finish (select from finishes above)

## Step 6 (drawer unit only).

### Add a handle accent finish







# Meridian Storage



**Meridian Storage**  
**Flipper and Two File Drawers**

800 mm (w)	1000 mm (w)	1150 mm (w)
Code: MER1	Code: MER2	Code: MER3
£1198	£1261	£1322



**Meridian Storage**  
**Three File Drawers**

800 mm (w)	1000 mm (w)	1150 mm (w)
Code: MER4	Code: MER5	Code: MER6
£1184	£1245	£1315



**Meridian Storage**  
**Open, Flipper and File Drawer**

800 mm (w)	1000 mm (w)	1150 mm (w)
Code: MER7	Code: MER8	Code: MER9
£1184	£1251	£1295

Meridian offers a suite of storage solutions that enhance your experience of work by keeping tools and essential items organised and close to hand.

### Details

All Meridian Storage units have the following dimensions:  
– Height: 1105 mm  
– Depth: 505 mm

### Finishes



X1  
Chalk White

# Meridian Storage Lockers



**Meridian Storage**  
**Lockers: each 335 mm (h)**  
**800 mm (w)    1000 mm (w)**  
Code: MER10    Code: MER11  
£1111            £1190



**Meridian Storage**  
**Lockers: each 385 mm (h)**  
**800 mm (w)    1000 mm (w)**  
Code: MER12    Code: MER13  
£1173            £1241

Meridian efficiently stores personal and work items, creates boundaries, and provides places for people to gather.

### Details

The Meridian Locker units have the following dimensions:

- Height: Lockers 335 mm high = 1105 mm
- Height: Lockers 385 mm high = 1205 mm
- Depth: 505 mm

### Finishes



X1  
Chalk White





# Monitor Arms

Ergonomic monitor arms offering unparalleled individual adjustments.



**Flo Monitor Arm  
with Top Mount Clamp**

White	Black
Code: FMA1	Code: FMA2
£178	£178

Split Clamp	
White	Black
Code: FMA3	Code: FMA4
£178	£178



**Ollin Monitor Arm  
with Top Mount Clamp**

White	Black
Code: OMA3	Code: OMA4
£207	£207

Split Clamp	
White	Black
Code: OMA1	Code: OMA2
£207	£207



**Ollin Dual Monitor Arm  
with Top Mount Clamp**

White	Black
Code: OMA6	Code: OMA5
£323	£323

Using a monitor arm offers the user many benefits and is far more than just a solution to getting a screen off a desk and allowing portrait/landscape rotation. Our award-winning ergonomic monitor arms are designed to be both stylish and functional whilst supporting single and dual monitor set up.

Flo is the world's leading monitor arm for single screen dynamic applications. Flo's load range is 3 to 9 kgs.

Ollin is unique, responsive and expertly designed and helps you interact with technology as seamlessly as possible. Ollin supports single or dual screen applications from 0 to 9 kgs.

## Details

The split clamp can be completely disassembled to make installation easier. Fits desk thickness up to 65 mm.

The top mount clamp is for use on desks with sliding worktops or where it is not possible or desirable to drill through the desk surface. Fits desk thickness from 12 mm to 25 mm.

## Finishes



Black

White





# Workstation Screen Fabric Ranges

A comprehensive selection of fabrics to enhance and complement any office environment.

## Cara

Name	Code
Glass	4B04
Walten	4B11
Carron	4B15
Portland	4B16
Vit	4B184
Staffa	4B185
Fair Isle	4B186
Lora	4B187
Easdale	4B188
Ronay	4B189
Hillswick	4B190
Shetland	4B191
Lomond	4B192
Beltane	4B193
Lerwick	4B194
Maree	4B195
Denny	4B196
Lossie	4B197
Clan	4B23
Chaucer	4B26
Austen	4B27
Inverness	4B29
Spray	4B33
Tummel	4B38
Cluanie	4B45
Black	4B47
Merrick	4B48
Lead	4B51
Dolphin	4B52
Galilee	4B56
Adriatic	4B63
Pitlochry	4B76

## Lucia

Name	Code
Martinique	7V03
Havana	7V05
Montserrat	7V06
Paseo	7V11
Costa	7V18
Sombrero	7V38
Windjammer	7V39
Slip	7V43
Calypso	7V44
Belize	7V46
Lobster	7V47
Bluebell	7V48
Aruba	7V49
Oyster	7V51
Rum	7V52
Ocean	7V54
Scuba	7V55
Tarot	7V56
Bridgetown	7V57
Solano	7V61
Steel	7V62
Apple	7V65
Adobo	7V66
Tortuga	7V67
Marianna	7V68
Tequila	7V69
Madura	7V70
Blizzard	7V71
Campeche	7V72
Buru	7V73
Sandstorm	7V74

## Racer

Name	Code
Chase	V8604
Pace	V8605
Plunge	V8616
Energy	V8626
Train	V8627
Silver	V8628
Block	V8629
Victory	V8632
Line	V8633
Focus	V8637
Nutrition	V8639
Dart	V8644
Medal	V8645
Gain	V8646
Dash	V8648

## Resonance

Name	Code
Greige	5T04
Porcelain	5T05
Alabaster	5T06
Iris	5T15
Sugar	5T28
Tobacco	5T47
Saltbush	5T54
Seed	5T57
Sepia	5T58
Iceberg	5T60
Red	5T65
Boisenberry	5T67
Pistachio	5T68
Green Apple	5T69
Jade	5T71
Blue Green	5T72
Twilight	5T74

## Rivet

Name	Code
Twig	1RV01
Deep Clay	1RV02
Woodrose	1RV03
Otter	1RV04
Hemlock	1RV05
Olive	1RV06
Lagoon	1RV07
Deep Sea	1RV08
Charcoal	1RV09
Grey Brindle	1RV10
Vitreous	1RV11
Wire	1RV12
Resin	1RV13
Alloy	1RV14
Tungsten	1RV15
Fuse	1RV16
Molten	1RV17
Spark	1RV18
Burnish	1RV19
Forge	1RV20
Abraid	1RV21
Copper	1RV22
Ferrous	1RV23
Prime	1RV24
Soldier	1RV25
Chromoly	1RV26
Tensile	1RV27
Verdigris	1RV28
Quench	1RV29
Crucible	1RV30
Cast	1RV31
Galvanise	1RV32
Hammer	1RV33

**Full product range**

To view our complete range of products and see our extensive choice of colours, materials and finishes visit Omni Europe, [hermanmiller.com](http://hermanmiller.com) or speak to your Herman Miller Representative.

**Ordering procedure**

Please order via our online ordering system EOS Cloud, or send your order to your named Herman Miller representative. All orders will be acknowledged within 24 hours of processing. Please check this acknowledgement carefully and contact your named Herman Miller Customer Care Representative if there are any discrepancies with your order.

**Terms of payment**


Our payment terms are 30 days from the date of invoice. Herman Miller retains ownership of all goods until they have been paid for in full.

**Pricing and accuracy**

Prices and details of services and products are correct at time of going to print but are subject to change at any time and without notice by Herman Miller. Prices shown are list prices and do not include VAT which will be added at the appropriate rate. Although every effort is made to maintain accuracy, we regret we are unable to honour any incorrect prices or other details that may be printed. To check accurate, real-time pricing please refer to EOS Cloud.

**Warranty**

For full details of Herman Miller's market-leading warranty, please refer to our Warranty Statement on Omni Europe or speak to your Herman Miller representative. All terms and conditions of sales are available on Omni Europe and EOS Cloud or alternatively can be provided on request.

Herman Miller, , Aeron, FlexFront, Flo, Keyn Chair Group, Layout Studio, Ollin, PostureFit, Sayl, Setu Y Tower, and 8Z Pellicle are among the registered trademarks of Herman Miller, Inc., and its subsidiaries.

AireWeave, Auto-Harmonic, Butterfly Back, Cosm, Lino, Lyris, Mirra 2, Nevi, PostureFit SL and TriFlex are trademarks of Herman Miller, Inc., and its owned subsidiaries.

Printed in the UK. Please recycle this catalogue.  
© 2020 Herman Miller, Inc. PB2389  
All rights reserved





