


1 Polly Chair Sled Base 2 Polly Chair Sled Base Stack 3 Polly Barstool 4 Leg with Seatpad 4 Polly Chair 4 Leg

polly

Chair / Barstool



4 Polly Chair 4 Leg 5 Dalby Cafe Table 6 Dalby Large Table 7 Polly Barstool 4 Leg



Polly Chair designed by naughtone 2014

About Polly

Polly takes its name from the material of which the comfortable and ergonomic seat shell is made; polypropylene. Providing very little visual detail as possible, Polly has subtle edge details, a soft texture and just the right amount of flex, all combined to provide a tactile and satisfying sitting experience.

Polly stacks neatly on the ground and on a designated stacking trolley.

Compliance

- SCS Indoor Advantage™ Gold Certificate
- naughtone is FSC®certified
- naughtone is FISP and ISO14001 certified
- Our chairs are designed to meet or exceed all EN performance requirements per BS EN 16139:2013
- Health Product Declaration (HPD) reports available

Sizes

All dimensions quoted are rounded to the nearest 5mm or nearest 1/2 inch



POLLYCHB4L
Polly Chair 4 Leg Base
mm
W 513 D 530 H 785 Seat 450
inch
W 20 D 21 H 31 Seat 17.5



POLLYCHBSL
Polly Chair Sled Base
mm
W 524 D 530 H 785 Seat 450
inch
W 20.5 D 21 H 31 Seat 17.5



POLLYCHBDL
Polly Chair Dowel Base
mm
W 505 D 530 H 785 Seat 450
inch
W 20 D 21 H 31 Seat 17.5



POLLYCHBSB4L
Polly Counter Height Stool
mm
W 568 D 536 H 1005 Seat 650
inch
W 22.5 D 21 H 39.5 Seat 25.5



POLLYBSB4L
Polly Barstool 4 Leg
mm
W 568 D 536 H 1105 Seat 735
inch
W 22.5 D 21 H 43.5 Seat 29

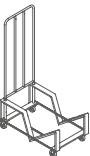


POLLYCHSBSL
Polly Counter Height Stool on Sled Base
mm
W 565 D 565 H 1005 Seat 650
inch
W 22.5 D 22.5 H 39.5 Seat 25.5



POLLYBSBSL
Polly Barstool on Sled Base
mm
W 565 D 565 H 1100 Seat 735
inch
W 22.5 D 22.5 H 43.5 Seat 29

Stacking Trolley Available for Chairs Only



STACKTRCOMP
Stacking Trolley Black
mm
W 1010 D 595 H 1690
inch
W 40 D 23.5 H 67

Stacking Quantities
Polly Chair 4 Leg Base
On Stacking Trolley x 20
Polly Chair Sled Base
On Stacking Trolley x 20
Polly Chair with seatpad
On Stacking Trolley x 12

Base Finishes



Steel 4 Leg
White / Black / Chrome



Steel 4 Leg
RAL Powder Coated
8 x Seat Shell Colours



Seatpad



Sled Base
White / Black / Chrome



Sled Base
RAL Powder Coated
8 x Seat Shell Colours



Dowel Base
Oak or Walnut

Seat Shell Colours



Lemon Yellow
RAL 1012



Salmon Pink
RAL 3022



Pastel Blue
RAL 5024



Pale Green
RAL 6021



Oyster
RAL 1013



Black Grey
RAL 7021




Stone Grey
RAL 7030



Signal White
RAL 9003

polly

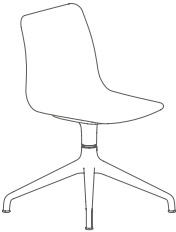
4 Star / 5 Star



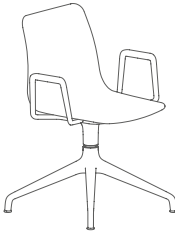
About Polly
Polly takes its name from the material of which the comfortable and ergonomic seat shell is made; polypropylene. Providing very little visual detail as possible, Polly has subtle edge details, a soft texture and just the right amount of flex, all combined to provide a tactile and satisfying sitting experience.

- Compliance**
- SCS Indoor Advantage™ Gold Certificate
 - naughtone is FSC®certified
 - naughtone is FISP and ISO14001 certified
 - Our chairs are designed to meet or exceed all EN performance requirements per BS EN 16139:2013
 - Health Product Declaration (HPD) reports available

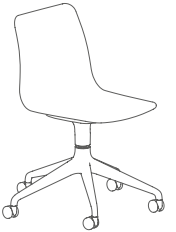
Sizes All dimensions quoted are rounded to the nearest 5mm or nearest 1/2 inch



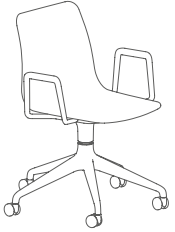
POLLYCH4S
Polly Chair
4 Star Base with Standard Glides
mm
W 500 D 530 H 785 Seat 450
inch
W 19.5 D 21 H 31 Seat 17.5



POLLYACH4S
Polly Armchair
4 Star Base with Standard Glides
mm
W 500 D 530 H 785 Seat 450
inch
W 19.5 D 21 H 31 Seat 17.5



POLLYCH5S
Polly Chair
5 Star Base with Standard Castors
mm
W 635 D 530 H 785 Seat 450
inch
W 25 D 21 H 31 Seat 17.5



POLLYACH5S
Polly Armchair
5 Star Base with Standard Castors
mm
W 635 D 530 H 785 Seat 450
inch
W 25 D 21 H 31 Seat 17.5

Base Finishes



4 Star Base
White / Black / Polished



4 Star Base
RAL Powder Coated
naughtone Colours



5 Star Base
White / Black / Polished



5 Star Base
RAL Powder Coated
naughtone Colours

Other Options



5 Star Base
Gas Lift mechanism



Seatpad

Seat Shell Colours 2019



Lemon Yellow
RAL 1012



Salmon Pink
RAL 3022



Pastel Blue
RAL 5024



Pale Green
RAL 6021



Oyster
RAL 1013



Black Grey
RAL 7021



Stone Grey
RAL 7030



Signal White
RAL 9003

















Polly Chair Technical Specifications

Testing

Our chairs are designed to meet or exceed all EN performance requirements per **EN16139:2013**, which includes the following tests:

- Seat and back static load test
 - Seat front edge static load test
 - Vertical static load on back
 - Foot rest and leg rest static load test
 - Arm sideways static load test
 - Arm downwards static load test
 - Vertical upwards static load on arm rests
- Seat and back durability test
 - Seat front edge durability test
 - Leg forward static load test
 - Leg sideways static load test
 - Seat impact test
 - Back impact test
 - Arm impact test

Structural Testing Certifications

POLLYCHB4L
Polly chair on 4 leg base
BS EN 16139,2013, Level 2
Static Load 200kg

POLLYCHB4L
Polly chair on 4 leg base
ANSI/BIFMA X5.4 - 2012
ANSI/BIFMA X5.1 2017
Static Load 300lb

POLLYCHBSL
Polly chair on sled base
BS EN 16139,2013, Level 2
Static Load 200kg

POLLYCHBSL
Polly chair on sled base
ANSI/BIFMA X5.4 - 2012
ANSI/BIFMA X5.1 2017
Static Load 300lb

POLLYBSB4L
Polly barstool on 4 leg base
BS EN 16139,2013, Level 1
Static Load 160kg

Polly barstool on 4 leg base
ANSI/BIFMA X5.4 - 2012
ANSI/BIFMA X5.1 2017
Static Load 300lb

POLLYBSBSL
Polly barstool on sled base
BS EN 16139,2013, Level 1
Static Load 160kg

POLLYACHB5S
Polly armchair on 5 star base
BS EN 16139,2013, Level 2
Static Load 200kg

POLLYACHB5S
Polly armchair on 5 star base with Lift
BS EN 16139,2013, Level 2
Static Load 200kg

POLLYACHB4S
Polly armchair on 4 star base
BS EN 16139,2013, Level 2
Static Load 200kg

POLLYSEATPAD
Polly seatpad
BS EN 16139,2013, Level 1
Seat & Back durability only

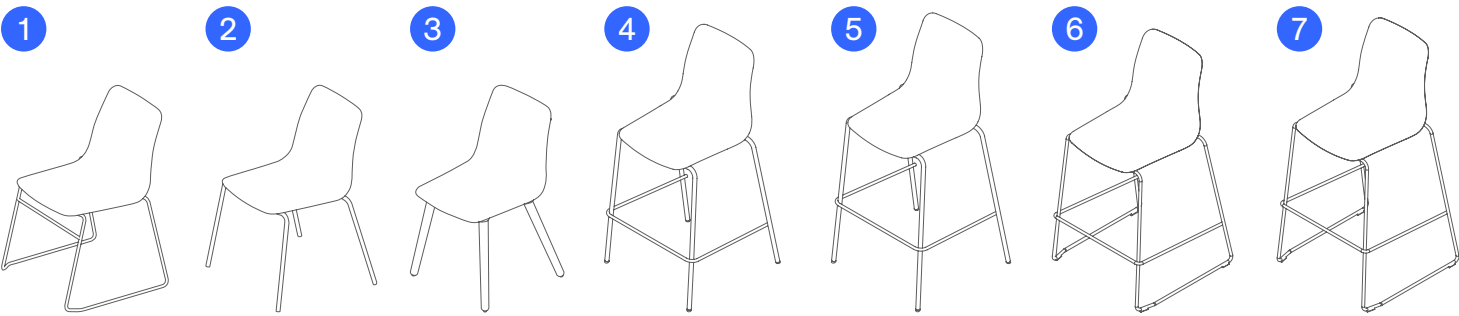
Servicing

If a component is damaged and needs replacing then please email our team with an image of the damaged part and reference your order number, we will be happy to facilitate any replacements.

Warranty

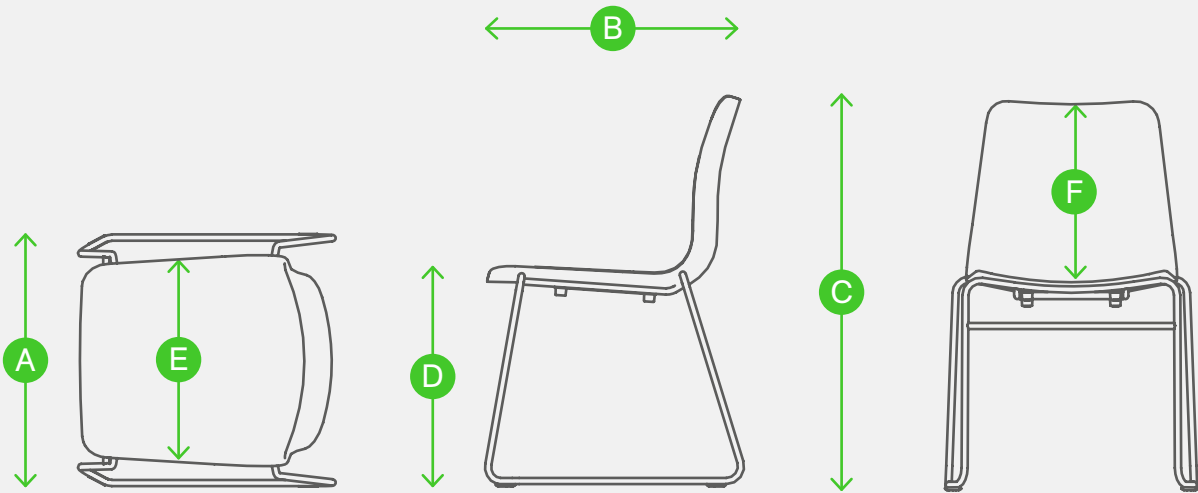
naughtone offers a **7 Year** warranty across all products. Details on the terms and conditions of naughtones warranty can be found at naughtone.com/warranty

Polly Chair Technical Specifications

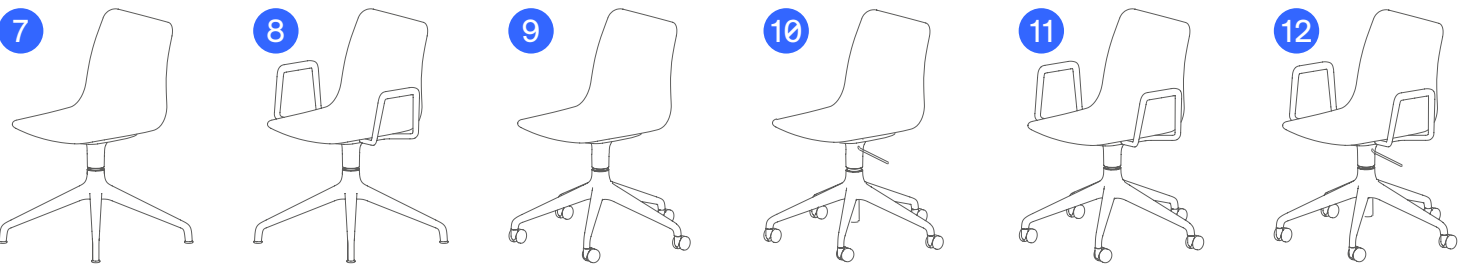


Product Code and Description <small>All dimensions quoted are rounded to the nearest 5mm or nearest 1/2 inch</small>	A Overall Width	B Overall Depth	C Overall Height	D Seat Height	E Seat Width	F Height from Seat to Top	G Weight
1 POLLYCHBSL Polly Chair with Sled Base	524 mm 20.5 in	530 mm 21 in	785 mm 31 in	450 mm 17.5 in	425 mm 17 in	355 mm 14 in	9.57 kg 21.09 lbs
2 POLLYCHB4L Polly Chair with 4 Leg Base	513 mm 20 in	530 mm 21 in	785 mm 31 in	450 mm 17.5 in	425 mm 17 in	355 mm 14 in	6.1 kg 13.45 lbs
3 POLLYCHBDL Polly Chair with Dowel Base	505 mm 20 in	530 mm 21 in	785 mm 31 in	450 mm 17.5 in	425 mm 16.5 in	355 mm 14 in	6.51 kg 14.35 lbs
4 POLLYCHBSB4L Polly Counter Height Stool with 4 Leg Base	568 mm 21 in	536 mm 39.5 in	1005 mm 39.5 in	650 mm 25.5 in	425 mm 17 in	355 mm 14 in	8.15 kg 17.96 lbs
5 POLLYBSB4L Polly Barstool with 4 Leg Base	568 mm 21 in	536 mm 39.5 in	1105 mm 43.5 in	735 mm 29 in	425 mm 17 in	355 mm 14 in	8.46 kg 18.65 lbs
6 POLLYCHBSL Polly Counter Height Stool with Sled Base	568 mm 21 in	536 mm 39.5 in	1005 mm 39.5 in	650 mm 25.5 in	425 mm 17 in	355 mm 14 in	10.19 kg 22.47 lbs
6 Polly Barstool with Sled Base	568 mm 21 in	536 mm 39.5 in	1105 mm 43.5 in	735 mm 29 in	425 mm 17 in	355 mm 14 in	10.65 kg 23.47 lbs

Measuring Guide

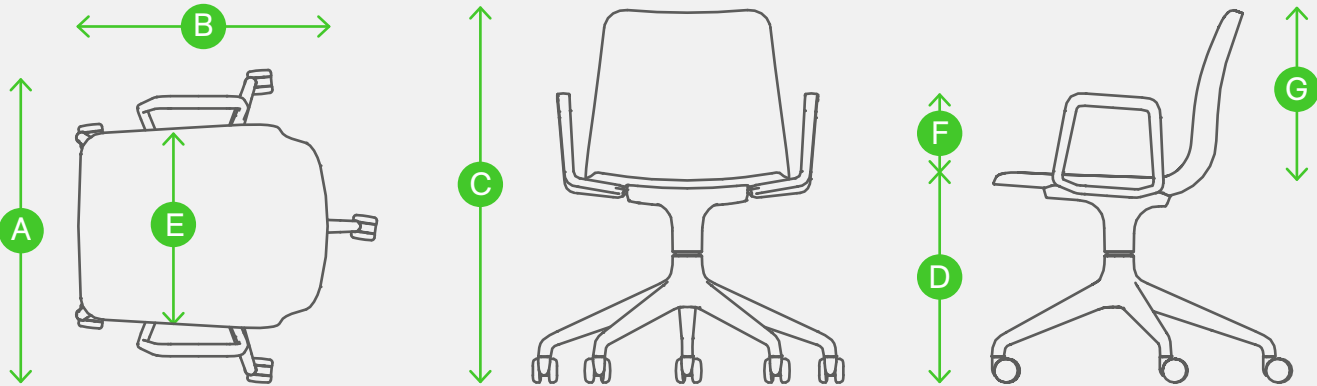


Polly Chair Technical Specifications



Product Code and Description <small>All dimensions quoted are rounded to the nearest 5mm or nearest 1/2 inch</small>	A	B	C	D	E	F	G	H
	Overall Width	Overall Depth	Overall Height	Seat Height	Seat Width	Arm height	Height from Seat to Top	Weight
7 POLLYCH4S Polly Chair 4 Star Base	500 mm 19.5 in	530 mm 21 in	785 mm 31 in	450 mm 17.5 in	425 mm 17 in		355 mm 14 in	8.5 kg 18.7 lb
8 POLLYACH4S Polly Armchair 4 Star Base	500 mm 19.5 in	530 mm 21 in	785 mm 31 in	450 mm 17.5 in	425 mm 17 in	175 mm 7 in	355 mm 14 in	10.4 kg 22.9 lb
9 POLLYCH5S Polly Chair 5 Star Base	635 mm 25 in	530 mm 21 in	785 mm 31 in	450 mm 17.5 in	425 mm 17 in		355 mm 14 in	10.5 kg 23.1 lb
10 POLLYCH5SL Polly Chair 5 Star + Gas Lift Mechanism	635 mm 25 in	530 mm 21 in	785 – 885 mm 31 – 35 in	450 – 550 mm 17.5 – 21.5 in	425 mm 17 in		355 mm 14 in	10.5 kg 23.1 lb
11 POLLYACH5S Polly Armchair 5 Star Base	635 mm 25 in	530 mm 21 in	785 mm 31 in	450 mm 17.5 in	425 mm 17 in	175 mm 7 in	355 mm 14 in	12.4 kg 27.3 lb
12 POLLYACH5SL Polly Armchair 5 Star + Gas Lift Mechanism	635 mm 25 in	530 mm 21 in	785 – 885 mm 31 – 35 in	450 – 550 mm 17.5 – 21.5 in	425 mm 17 in	175 mm 7 in	355 mm 14 in	12.4 kg 27.3 lb

Measuring Guide



Polly Chair Environmental Product Summary



Environment Attributes

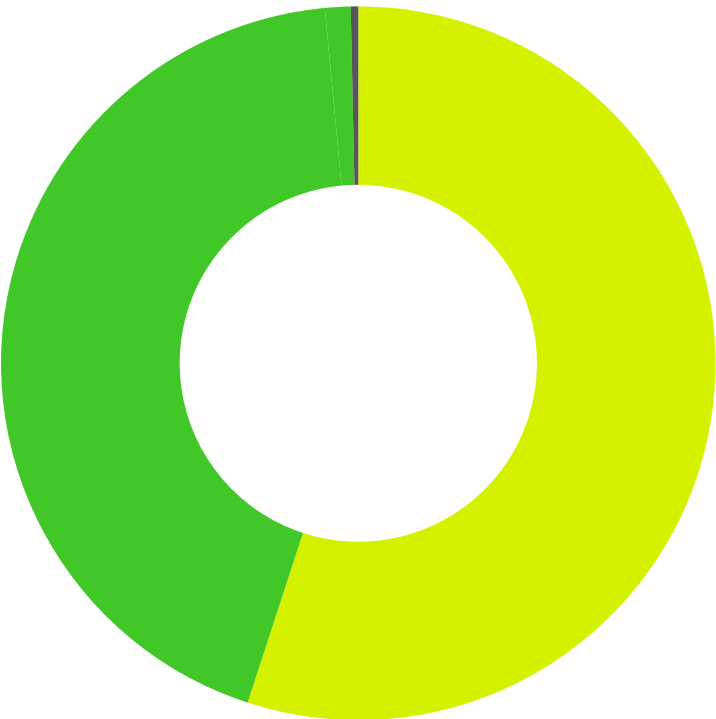
- naughtone is **FISP** and **ISO14001** certified
 - naughtone is **FSC®certified**
 - **6.9kg** total weight
 - **100% Recyclable** (shell, frame, fixings)
 - **33.8% Recycled Content** (frame, fixings)
 - **Indoor Advantage™ Gold** ANSI/BIFMA Furniture Emissions Standard (M7.1/X7.1-2011 R2016) and ANSI/BIFMA e-3-2014e (Credits 7.6.1, 7.6.2, 7.6.3)
 - **Health Product Declarations** (HPD) reports available
- These attributes can help you to achieve criteria towards **LEED**, **BREEAM**, **Ska** and **WELL** building certifications



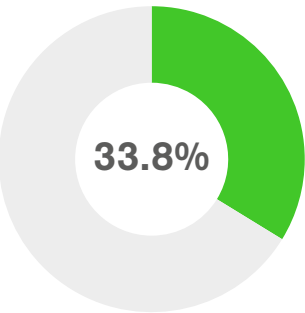
Polly Chair Environmental Product Summary

Material Percentage Split

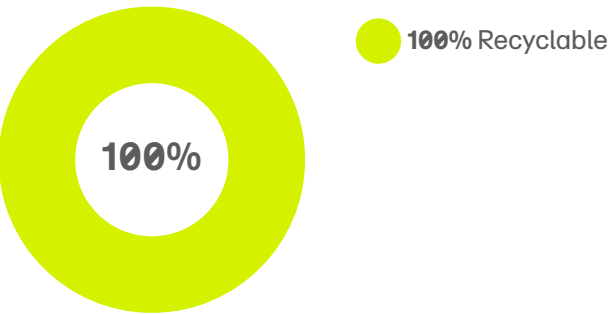
- **55.01%** Mild Steel
- **44.65%** Polypropylene
- **0.34%** Stainless Steel



Post Consumer Recycled Content



Recyclable Content



Product Specific Design Statement

The **Polly chair** is available in a range of finishes but for the purpose of this document we have a specific example from the range:

Polly Chair with 4 leg base

The Polly chair shell is injection moulded in 30% glass fibre filled polypropylene which is a recyclable material.

Steel inserts (for affixing bases) are screwed into 4 bosses on the underside of the chair; these can be easily turned out to leave an uncontaminated component for recycling.

The Polly chair 4 leg base is machine bent from mild steel tube and finished with a polyester powder coat.

Polypropylene feet are pushed in to the bottom of the chair legs and are easily removed for recycling. The 4 leg base also has 2 x silicon extrusions clipped to the underside of the frame for chair stacking purposes – again these are dry fixed and easily removed for recycling.

The 4 leg base in screwed to the chair shell with 4 x steel screws.

CSR Statement

naughtone has always considered the environment throughout our design and manufacturing process. We understand that as we continue to grow, so does our potential impact on our surroundings. As most of our raw materials are simple, we have great control over their sources, and are proud be able to offer **FSC®certified** upholstered products and use recycled metals in our table ranges. The addition of our North American manufacturing provision also helps to keep manufacturing miles to a minimum, as our market continues to grow in the USA. Finally, naughtone offers a 'bring back' programme, where the client is able to return the product to our factory, where we will be happy to breakdown and recycle the parts for you.



Polly 5 Star Environmental Product Summary



Environment Attributes

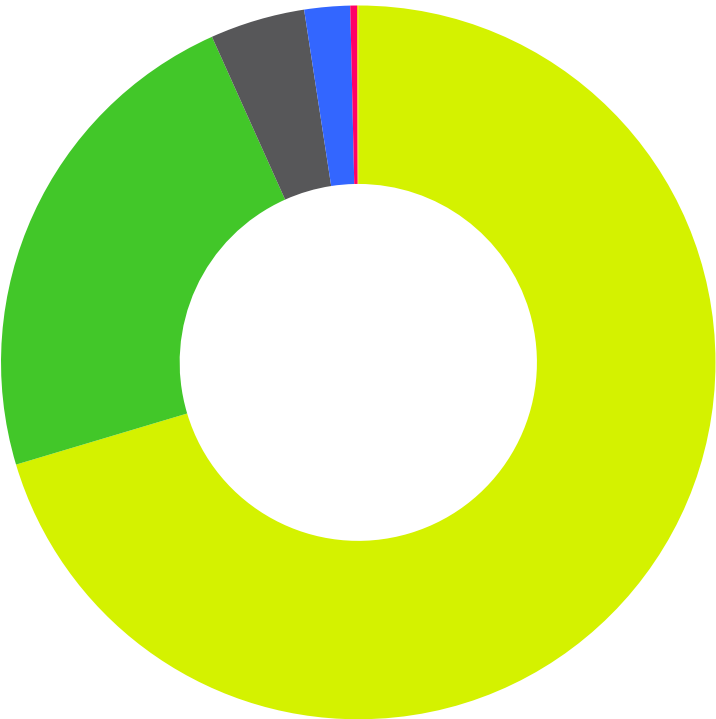
- naughtone is **FISP** and **ISO14001** certified
 - naughtone is **FSC®certified**
 - **11.1kg** total weight
 - **100% Recyclable** (shell, frame, fixings)
 - **38% Recycled Content** (frame, base, arms, fixings)
 - **Indoor Advantage™ Gold** ANSI/BIFMA Furniture Emissions Standard (M7.1/X7.1-2011 R2016) and ANSI/BIFMA e-3-2014e (Credits 7.6.1, 7.6.2, 7.6.3)
 - **Health Product Declarations** (HPD) reports available
- These attributes can help you to achieve criteria towards **LEED**, **BREEAM**, **Ska** and **WELL** building certifications



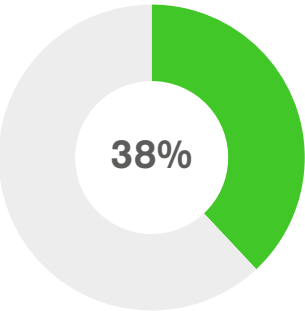
Polly 5 Star Environmental Product Summary

Material Percentage Split

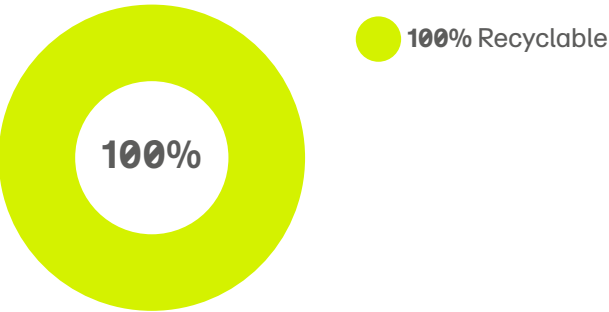
- 70.38% Aluminium
- 22.91% Polypropylene
- 4.29% Mild Steel
- 2.07% Nylon
- 0.31% Stainless Steel
- 0.05% Mild Steel Zinc Plated



Post Consumer Recycled Content



Recyclable Content



Product Specific Design Statement

The **Polly chair** is available in a range of finishes but for the purpose of this document we have a specific example from the range:

Polly Chair on 5 Star Base with Gas Lift

The Polly chair shell is injection moulded in 30% glass fibre filled polypropylene which is a recyclable material.

Steel inserts (for affixing bases) are screwed into 4 bosses on the underside of the chair; these can be easily turned out to leave an uncontaminated component for recycling.

The Polly 5 star base and top plate are made from cast aluminium and are available in either a polished or polyester powder coated finish. The pressure fit castors are removable for ease of recycling.

CSR Statement

naughtone has always considered the environment throughout our design and manufacturing process. We understand that as we continue to grow, so does our potential impact on our surroundings. As most of our raw materials are simple, we have great control over their sources, and are proud be able to offer **FSC®certified** upholstered products and use recycled metals in our table ranges. The addition of our North American manufacturing provision also helps to keep manufacturing miles to a minimum, as our market continues to grow in the USA. Finally, naughtone offers a 'bring back' programme, where the client is able to return the product to our factory, where we will be happy to breakdown and recycle the parts for you.





1 Design

Every aspect of the naughtone product ranges has been designed with the environment considered, from ethical material choice and production efficacy to storage efficiency and ease of disassembly.

Dense foam sets and resilient fabrics are selected for their longevity and effectiveness across sectors. Durable high quality finishes such as powder coated bases in a range of colours allow clients the freedom of finish options. Finish samples are available allowing clients to make informed decisions and retain to add to their finish libraries for future reference.

2 Raw Material

Local supply of raw materials is employed for the production of our products when possible, procured from suppliers that are quality inspected for extraction methods and meet the highest environmental standards.

3 Production

As many of our products are assembled by hand the energy expenditure wasted from machinery during the production process is kept to a minimum.

All fabrics are cut to ensure optimum efficiency with fabric usage and reduced waste consumption per unit.

All production sites have recycling facilities for any excess product that cannot be used elsewhere, which is then managed by a professional third party.

4 Distribution

Distribution of naughtone products generally occurs directly between the manufacturing site to the client. Production is localised when possible to the US or UK regions, reducing the carbon footprint and miles travelled for each product.

Many items are flat packed for delivery or shipped disassembled with efficient, minimised packaging; optimizing the transportation vessel space.

5 Usage

naughtone products do not require energy or water to function, thus no environmental exchange takes place and no waste is generated during the life of the product.

The only foreseeable need is the cleaning of the product for general maintenance. This includes regular vacuuming to remove dirt and dust particles on upholstery items, and using a dry or damp cloth to wipe non-upholstery items.

This is recommended for all products utilised under conditions of normal wear and is expected to have negligible environmental impacts.

6 End of Life

Although our products are durable and demonstrate timeless design, naughtone products are manufactured in such a way that they can be easily disassembled at the end of life and most of the componentry can be either recycled or re-used as applicable.

As a company we are also happy to accept the return of products, to help re-home or recycle furniture or components at the end of the products useful life.

UK Showroom

6 Bakers Yard
Clerkenwell
London EC1R3DD
T: +44 (0)20 389 22 788

US Showroom

Suite 11-88
222 Merchandise Mart Plaza
Floor 11
Chicago IL 60654

naughtone HQ

Knaresborough Tech Park
Manse Lane
Knaresborough HG5 8LF

T: +44 (0) 1423 816 500
E: sales@naughtone.com

www.naughtone.com